

cerno®

COFERSTUDIO

EST. 1993

COFER STUDIO
REPRESENTANTE EXCLUSIVO EN MÉXICO
SALES@COFERSTUDIO.COM
COFERSTUDIO.COM



DESIGNED AND MADE IN CALIFORNIA

PRECIOS PÚBLICO - PRECIOS EN USD - PRECIOS MÁS IVA - T.C. BANORTE COMPRA



BELIEF

With no backyards but access to beaches and idyllic doses of salt and sun, our business story began with the adventures of three boys. Laguna Beach's creative culture and natural environment shaped our professional and aesthetic ideals. Looking back it's now clear that our childhood projects and experiments grew into our best adventure yet: building Cerno.



THE BEGINNING



*Cerno founders, 1998. Left to right:
Nick Sheridan, Dan Wacholder, Bret Englander.*

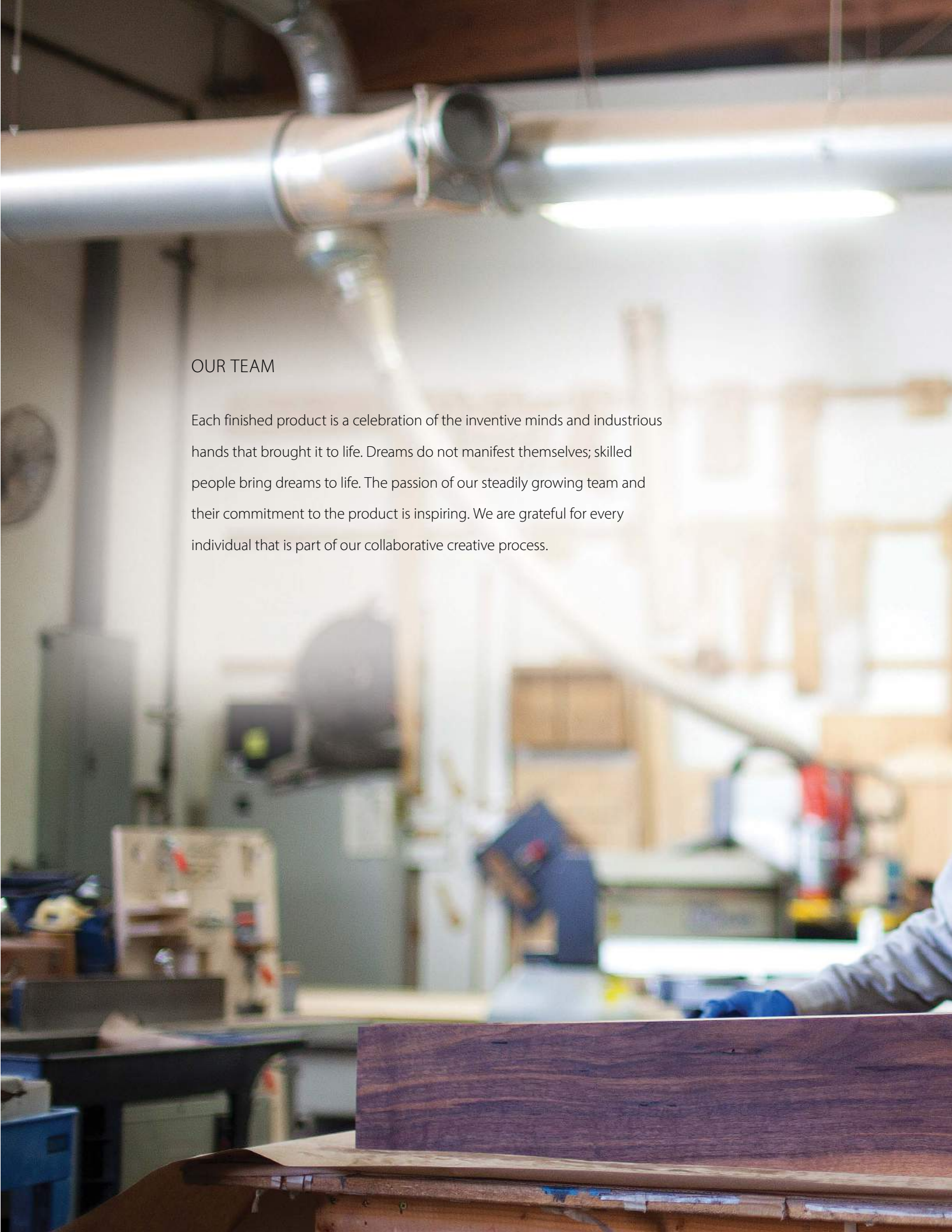
Our drive and influences come from many different sources. One source that influenced all of us is Daniel's late grandfather, Steve. Steve grew up on a remote homestead where the existence of most objects depended on people's ability to create and fix them. For all of his 101 years, he embodied the saying "where there's a will, there's a way." On the California coast we were raised with this mentality and today we share it with the rest of the Cerno team.

CERNO

- Verb (Latin)

1. To resolve, distinguish, decide, sift, determine, to perceive.





OUR TEAM

Each finished product is a celebration of the inventive minds and industrious hands that brought it to life. Dreams do not manifest themselves; skilled people bring dreams to life. The passion of our steadily growing team and their commitment to the product is inspiring. We are grateful for every individual that is part of our collaborative creative process.

Table of Contents

Floor	9	Clauco	62
Fons 8 / Fons 10	10	Salix	65
Valeo	11	Plura	67
Nauta Floor	14		
Altus	15	Flush Mount	69
Forma Floor	16	Casia 14	70
Silva Giant	18	Casia 18	71
		Casia 22	73
		Plura	75
		Volo	77
Linear Pendants	21		
Lenis	23	Outdoor Sconces	79
Arca	24	Tersus Outdoor	80
Camur	25	Calx Outdoor	81
Aeris 30 / Aeris 54	27	Ansa Outdoor	82
Vix 34 / Vix 48	29	Acuo Outdoor	83
Vix 82	30	Creo Outdoor	84
Penna 40 / Penna 64	31	Dea Outdoor	85
Virga	32		
Brevis 28 / Brevis 42	33		
		Vanity	87
Pendants	35	Allavo	88
Amicus 12	36	Merus	89
Amicus 16	37		
Amicus 21	39	Sconces	91
Volo	41	Talea	93
Casia 14	42	Via	94
Casia 18	43	Calx	95
Casia 22	44	Penna 16 / 40 / 64	96
Abeo	45	Vesper	97
Cano	46	Acuo	98
Bimar	47	Capio S / L	100
Muto	48	Oris	101
Astrum 11	49	Tersus	104
Astrum 17	51	Sedo	105
Imber 17 / Imber 24	52	Ansa	107
Ignis 17 / Ignis 24	53	Fortis	108
Ico	55	Clauco	109
Calx 10 / Calx 19	56	Libri	111
Calx 36	57	Levo / Levo Shelf Option	113
Veris 12	58		
Veris 22	59	Table	115
Veris 34	61	Forma Table	117
Levis / Levis L	62	Nauta Table	118
Mica / Mica L	63	Adesse	119
		Revelite AL	121
		Accessories	122
		Motus Swing Arm Bracket	122
		Canopy Accessories	122
		Finish and Material Options	123





Floor



Fons Family



Valeo



Nauta



Altus



Forma

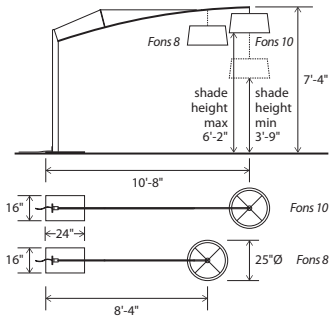


Silva Giant

Fons 8': \$5,012 (Exc. IVA)

Fons 10': \$5,143 (Exc. IVA)

Fons 8 / Fons 10
floor



Dimensions: 25" Ø shade, 7'-4"
 Materials: solid wood, metal, linen shade
 Product weight: 65 lb
 Light source: medium base E26 socket
 Lamping: E26 base, type A lamp, 60 W max
 Input voltage: 120 V AC max
 Includes 6'-0" clear silver cord with inline foot switch 24" from base
 Bottom diffuser included (CM-051)
 Wood grain will vary
 Specifications subject to change



Included dimmable LED A19 bulb
 Light output: 800 Lumens (source)
 Light color: 2700 K
 Color accuracy: 90+
 Power usage: 11 W

MATERIAL & FINISH OPTIONS

	Fons part # 05-600-	A	W	L
Boom Arm brushed aluminum (CM-006)	A			
Wood Body walnut (CM-001)	W			
Fabric Shade white linen (CM-016)	L			
Arm Length 8' 10'	E T			

Includes
 stainless steel tension cable (CM-053)
 black powder coated steel base (CM-049)
 frosted polymer diffuser (CM-051)

Alternate voltage/plug styles are available

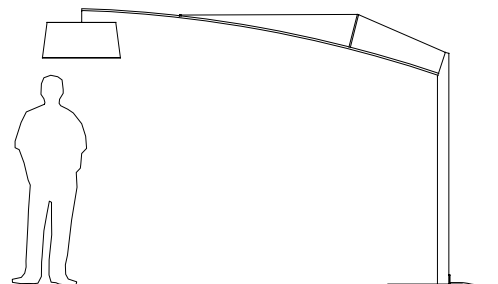
ARM LENGTH
 Available in 10'-8" and 8'-4" arm lengths
 Arm length is from back of base to center of shade
 Arm lengths are not adjustable

SHADE HEIGHT
 Shade height (floor to bottom edge of shade)
 can be adjusted between 6'-2" maximum and
 3'-9" minimum.



The goal with the Fons was to minimize the structure and visual massing of the fixture while maximizing the reach or cantilever. The delicate boom arm, upheld by a tension cable, gently bends while reaching out to almost horizontal where it suspends the light. The structural design is an extremely effective way to resolve the forces associated with such a long reach. It is so effective and efficient that it seems to float with a weightlessness at the tip.

Nick Sheridan
Designer


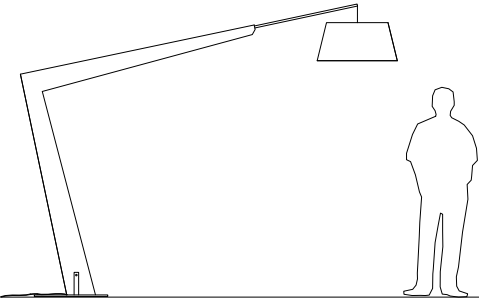


Valeo: \$8,429 (Exc. IVA)

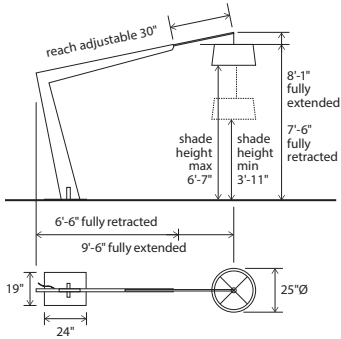


When reaching such a distance with a fixture, it is important that it feels visually efficient in its form but is still far from fragile, inviting one to linger under it. The adjustability in the reach and the height of the shade make it possible to custom fit the piece to its surroundings - an important characteristic for such a large piece.

Nick Sheridan
Designer



Valeo
floor



Dimensions: 8'1" H max, 25" Ø shade
 Materials: solid wood, metal, linen shade
 Product weight: 95 lb
 Light source: medium base E26 socket
 Lamping: E26 base, type A lamp, 60 W max
 Input voltage: 120 V AC max
 Includes 72" clear silver cord with inline foot switch 24" from base
 Bottom diffuser included (CM-051)
 Wood grain will vary
 Specifications subject to change



Included dimmable LED A19 bulb
 Light output: 800 Lumens (source)
 Light color: 2700 K
 Color accuracy: 90+ CRI
 Power usage: 11 W

MATERIAL & FINISH OPTIONS

	Valeo part # 05-400-	A	-	L
Boom Arm brushed aluminum (CM-006)		A		
Wood Body walnut (CM-001) dark stained walnut (CM-002) white washed oak (CM-095)		W	D	O
Fabric Shade white linen (CM-016)				L

Includes
 textured black powdercoated base (CM-049)
 frosted polymer diffuser (CM-051)

Alternate voltage/plug styles are available

ARM LENGTH
 Arm length (from back of base to center of shade) can be adjusted between 9'-6" maximum and 6'-6" minimum.

SHADE HEIGHT
 Shade height (floor to bottom edge of shade) can be adjusted between 6'-7" maximum and 3'-11" minimum.



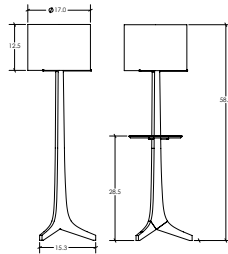


- Nauta (Brushed Aluminum, Dark Stained Walnut, Black Amareto / White Linen): \$1,726 (Exc. IVA)
- Nauta (Brushed Aluminum, Dark Stained Walnut, Burlap): \$1,822 (Exc. IVA)
- Nauta (Brushed Aluminum, White Washed Oak, Black Amareto/ White Linen): \$1,726 (Exc. IVA)
- Nauta (Brushed Aluminum, White Washed Oak , Burlap): \$1,822 (Exc. IVA)
- Nauta (Brushed Aluminum, Walnut, Black Amareto/ White Linen): \$1,726 (Exc. IVA)
- Nauta (Brushed Aluminum, Walnut , Burlap): \$1,822 (Exc. IVA)
- Nauta (Brushed Aluminum, Dark Stained Walnut, Black Amareto/ White Linen): \$1,850 (Exc. IVA)
- Nauta (Brushed Aluminum, Dark Stained Walnut , Burlap): \$1,946 (Exc. IVA)

*Ask for shelf prices

in collaboration with
DESIRON FRANK CARFARO
HAND CRAFTED AMERICAN FURNITURE

Nauta Floor
floor



Dimensions: 17" Ø, 59"

Materials: solid wood, aluminum, fabric shade
Product weight: 8 lb
Light source: medium base E26 socket
Lamping: E26 base, 60 W max
Input voltage: 250 V AC max
Includes 8' clear silver cord with white plug
On/Off rocker switch on socket
Wood grain will vary
Specifications subject to change

SHELF IS OPTIONAL



Included dimmable LED A19 bulb
Light output: 800 Lumens (source)
Light color: 2700 K
Color accuracy: 90+ CRI
Power usage: 11 W



black amareto
(CM-018)



white linen
(CM-016)



burlap
(CM-017)



walnut
(CM-001)



dark stained walnut
(CM-002)



white washed oak
(CM-095)



brushed brass
(CM-120)



brushed aluminum
(CM-006)

MATERIAL & FINISH OPTIONS

Nauta Floor part #: 05-110-

Metal Finish

- brushed aluminum (CM-006) A
- brushed brass (CM-120) R

Wood Body

- walnut (CM-001) W
- dark stained walnut (CM-002) D
- white washed oak (CM-095) O

Shade

- black amareto (CM-018) A
- white linen (CM-016) L
- burlap (CM-017) N

Optional Shelf Accessory

- no shelf N
- matching wood shelf -
exposed wood top surface M
- matching wood shelf -
black HPL top surface (CM-092) B
- matching wood shelf -
white HPL top surface (CM-093) W

** Shelf is optional and cannot be removed by customer

- Nauta (Brushed Brass, Dark Stained Walnut, Black Amareto / White Linen): \$1,726 (Exc. IVA)
- Nauta (Brushed Brass, Dark Stained Walnut, Burlap): \$1,822 (Exc. IVA)
- Nauta (Brushed Brass, White Washed Oak, Black Amareto/ White Linen): \$1,726 (Exc. IVA)
- Nauta (Brushed Brass, White Washed Oak , Burlap): \$1,822 (Exc. IVA)
- Nauta (Brushed Brass, Walnut, Black Amareto/ White Linen): \$1,726 (Exc. IVA)
- Nauta (Brushed Brass, Walnut , Burlap): \$1,822 (Exc. IVA)
- Nauta (Brushed Brass, Dark Stained Walnut, Black Amareto/ White Linen): \$1,850 (Exc. IVA)
- Nauta (Brushed Brass, Dark Stained Walnut , Burlap): \$1,946 (Exc. IVA)

*Ask for shelf prices



walnut, brushed aluminum, burlap



walnut, brushed aluminum, white linen



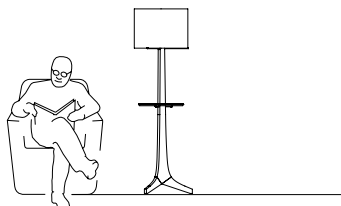
walnut, brushed brass, black amareto



walnut, brushed aluminum, burlap, black shelf

Efficiency and simplicity guided the design process for the Nauta table lamp. We designed the Forma several years ago with Frank Carfaro of Desiron, which profoundly influenced the Nauta's form. Our goal was to distill the Forma design without compromising it. The Nauta is clean, modern, and priced competitively.

Nick Sheridan
Designer



Altus: \$7,982 (Exc. IVA)



Altus, walnut body, distressed brass metal finish, white linen shade



brushed brass (CM-008)

distressed brass (CM-009)

oiled bronze (CM-010)

walnut (CM-001)

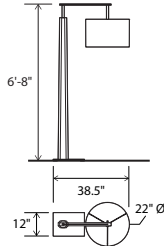
burlap (CM-017)

white linen (CM-016)

black amaretto (CM-018)

dark stained walnut (CM-002)

Altus floor



Dimensions: 6'-8" H, 22" Ø shade
 Materials: solid wood, metal, fabric shade
 Product weight: 45 lb
 Light source: medium base E26 socket
 Lamping: E26 base, type A lamp, 60 W max
 120 V AC max
 Dimmable on fixture
 Wood grain will vary
 Specifications subject to change



Included dimmable LED A19 bulb
 Light output: 800 Lumens (source)
 Light color: 2700 K
 Color accuracy: 90+ CRI
 Power usage: 11 W

MATERIAL & FINISH OPTIONS

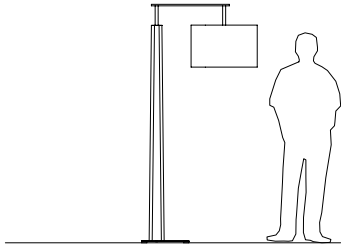
Altus part # 05-700-	
<i>Metal Finish</i>	
brushed brass (CM-008)	R
distressed brass (CM-009)	D
oiled bronze (CM-010)	Z
<i>Wood Body</i>	
walnut (CM-001)	W
dark stained walnut (CM-002)	D
<i>Fabric Shade</i>	
burlap (CM-017)	N
white linen (CM-016)	L
black amaretto (CM-018)	A

Alternate voltage/plug styles are available

The Altus is a robust fixture that also carries an air of elegance and subtle proportion. It has the mass and impact to anchor a space while still showing balance and grace. It is always exciting to see how the solid wood trunk comes out; admiring the wood grain all the way through.

Nick Sheridan
 Co-Designer

in collaboration with
DESIRON FRANK CARFARO
 HAND CRAFTED AMERICAN FURNITURE



Forma (Brushed Aluminum, Dark Stained Walnut Body, Black / White Linen / Burlap Shade): \$3,830 (Exc. IVA)

Forma (Brushed Aluminum, Maple Body, Black / White Linen / Burlap Shade): \$3,830 (Exc. IVA)

Forma (Brushed Aluminum, Walnut Body, Black / White Linen / Burlap Shade): \$3,830 (Exc. IVA)

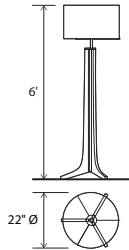
Forma (Black Anodized Aluminum, Dark Stained Walnut Body, Black / White Linen / Burlap Shade): \$4,119 (Exc. IVA)

Forma (Black Anodized Aluminum, Maple Body, Black / White Linen / Burlap Shade): \$4,119 (Exc. IVA)

Forma (Black Anodized Aluminum, Walnut Body, Black / White Linen / Burlap Shade): \$4,119 (Exc. IVA)

in collaboration with
DESIRON FRANK CARFARO
HAND CRAFTED AMERICAN FURNITURE

Forma
floor



Dimensions: 22" Ø shade, 6'
Materials: solid wood, aluminum, fabric shade
Product weight: 15 lb
Light source: medium base E26 socket
Lamping: E26 base, type A lamp, 60 W max
Input voltage: 120 V AC max
Dimmable on fixture
Wood grain will vary
Specifications subject to change



Included dimmable LED A19 bulb
Light output: 800 Lumens (source)
Light color: 2700 K
Color accuracy: 90+ CRI
Power usage: 11 W

MATERIAL & FINISH OPTIONS

Forma Floor part # 05-300-

Metal Finish

brushed aluminum (CM-006) A
black anodized aluminum (CM-007) B

Wood Body

walnut (CM-001) W
dark stained walnut (CM-002) D
maple (CM-005) M

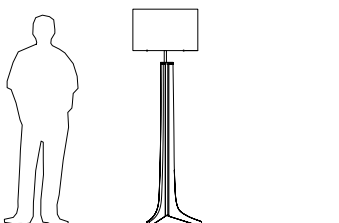
Fabric Shade

burlap (CM-017) N
white linen (CM-016) L
black amaretto (CM-018) A

Alternate voltage/plug styles are available
Also available in smaller version



Forma, brushed aluminum, walnut, burlap shade



Frank Carfaro and I worked to design a piece that embraced both Cerno and Desiron's aesthetic, without deviating too much from either brand's design language. I am really pleased with the fluidity, posture and scale we achieved with the Forma.

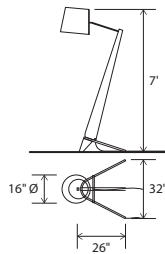
Nick Sheridan
Co-Designer



Silva Giant (Brushed Aluminum, Dark Stain Walnut Body, White Linen Shade): \$4,868 (Exc. IVA)

Silva Giant (Brushed Aluminum, Walnut Body, White Linen Shade): \$4,174 (Exc. IVA)

Silva Giant
floor



walnut
(CM-001)



dark stained walnut
(CM-002)

Dimensions: 32" x 26", 7', 16" Ø shade
 Materials: solid wood, aluminum, linen shade
 Product weight: 60 lb
 Light source: medium base E26 socket
 Lamping: E26 base, type A lamp, 60 W max
 Input voltage: 120 V AC max
 Includes 72" clear silver cord with
 inline foot switch 24" from base
 Bottom diffuser included (CM-057)
 Wood grain will vary
 Specifications subject to change



Included dimmable LED A19 bulb
 Light output: 800 Lumens (source)
 Light color: 2700 K
 Color accuracy: 90+ CRI
 Power usage: 11 W

MATERIAL & FINISH OPTIONS

	Silva Giant part # 05-200-	A	L
Metal Finish			
brushed aluminum (CM-006)		A	
Wood Body			
walnut (CM-001)		W	
dark stained walnut (CM-002)		D	
Fabric Shade			
white linen (CM-058)			L


Alternate voltage/plug styles are available
 Also available in 2 smaller versions



Silva Giant, brushed aluminum, walnut body, white linen shade

The Silva Giant, as the name suggests, is a giant version of our Silva table fixture. Its scale gives it a strong presence even in very large spaces, while its distilled form gives it a simplicity that can be seen from across the room. A fun piece with a huge personality.

Nick Sheridan
 Designer







Penna Pendant

Linear Pendants



Lenis



Lenis



Vix



Vix



Arca



Camur



Penna Pendant



Vix 82



Aeris



Aeris



Virga



Brevis



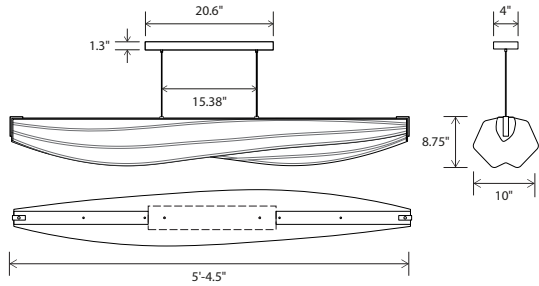
Lenis: \$5,322 (Exc. IVA)



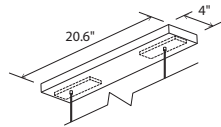
Lenis, brushed aluminum



Lenis
linear pendant



Dimensions: 5'-4.5" x 10" , 8.75"
 Materials: aluminum, stretch fabric
 Product weight: 10 lb
 Light source: integrated LED
 Light output: 5000 Lumens (source)
 Light color*: 2700 K or 3500 K
 Color accuracy: 90+ CRI
 Power usage: 70 W
 Dimmable (see driver below)
 Brushed Aluminum (CM-006)
 linear canopy included
 Canopy dimensions: 20.6" x 4" , 1.3"
 Wood canopy covers are available:
 Walnut (CM-001) cover:
 part # 60-130-005W
 Dark stained walnut (CM-002) cover:
 part # 60-130-005D
 See website for more canopy information
 72" drop length, field adjustable
 Suitable for a sloped ceiling
 Wood grain will vary
 Specifications subject to change
 Patent No.: US D857,968 S



linear canopy, brushed aluminum



brushed aluminum (CM-006)

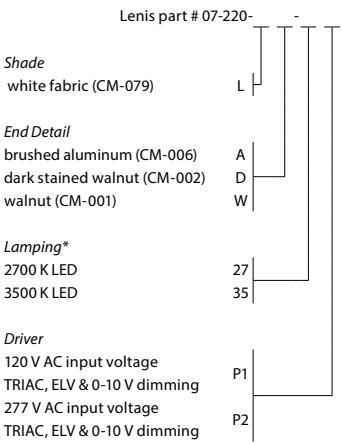


walnut (CM-001)

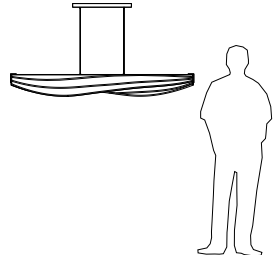


dark stained walnut (CM-002)

MATERIAL & FINISH OPTIONS



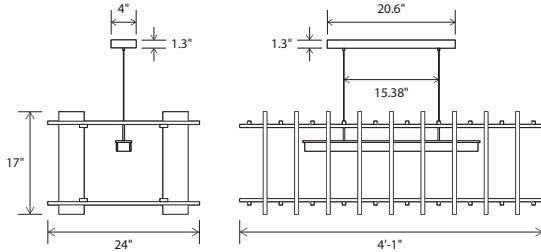
Includes
 brushed aluminum (CM-006)
 *Available in 3000K, 4000K and other color temperatures upon request



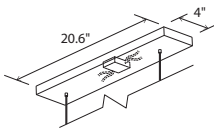
Bret, Dan and I have always loved the ocean and boats. In fact, the first project we built together as young boys was a sailboat. Our appreciation for the beauty of a well-designed craft is what initially inspired the Lenis fixture; the form is created by bending wood stringers over a series of bulkheads. The organic and sculptural structure deviates from our mostly rectilinear forms, which introduced many new challenges, yet it also breathed new life into the design process for us. Ultimately, we were searching for that balance between the curved fluidity of its lines and the twisting movement. Thanks to our team's determination, after countless studies and prototypes, we found the balance we were looking for.

Nick Sheridan,
Designer

Arca
linear pendant



Dimensions: 4'-1" x 24", 17"
 Materials: solid wood, aluminum, polymer
 Product weight: 20 lb
 Light source: integrated LED
 Light output: 1720 Lumens (source)
 Light color*: 2700 K or 3500 K
 Color accuracy: 90+ CRI
 Power usage: 16 W
 Dimmable (see driver below)
 Linear canopy included
 Canopy dimensions: 20.6" x 4", 1.3"
 Canopy finish matches fixture's metal finish
 Wood canopy covers are available:
 Walnut (CM-001) cover: part # 60-130-005W
 Dark stained walnut (CM-002) cover:
 part # 60-130-005D
 See website for more canopy information
 72" drop length, field adjustable
 Suitable for a sloped ceiling
 Wood grain will vary
 Specifications subject to change



linear canopy,
brushed aluminum



brushed aluminum
(CM-006)



black anodized aluminum
(CM-007)



walnut
(CM-001)




dark stained walnut
(CM-002)

MATERIAL & FINISH OPTIONS

Arca part # 07-120-

Metal Finish	
brushed aluminum (CM-006)	A
black anodized aluminum (CM-007)	B
Wood Body	
walnut (CM-001)	W
dark stained walnut (CM-002)	D
Lamping*	
2700 K LED	27
3500 K LED	35
Driver	
AC Input Voltage Range: 120-277 V	
120 V input: TRIAC, ELV & 0-10 V dimmable	P1
240 & 277 V input: only 0-10 V dimmable	

Includes
 polymer shade (CM-052)
 frosted acrylic diffuser (CM-024)
 *Available in 3000K, 4000K and other color temperatures upon request



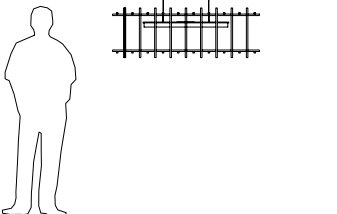
Arca, walnut, brushed aluminum



Arca, walnut, brushed aluminum

The Arca is an experiment with density and mass. As one moves around the room, the fixture morphs from a commanding presence of solid walnut into a graceful bar of light surrounded by an elegant porous cage.

Nick Sheridan
Designer



Camur (Dark Stained Walnut): \$4,167 (Exc. IVA)
Camur (Walnut): \$4,077 (Exc. IVA)



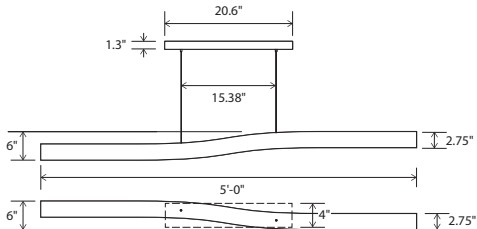
Camur, walnut



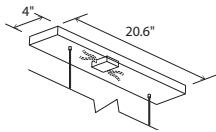
Light and delicate, subtly unique while simple, the camur must be experienced to really be appreciated. The gentle curve appears from the bottom just the same as it does from the side: but the perspectives found between the two intrigue.

Nick Sheridan,
 Designer

Camur
 linear pendant



Dimensions: 5'-0" x 2.75", 2.75"
 Materials: solid wood, polymer
 Product weight: 6 lb
 Light source: integrated LED
 Light output: 2500 Lumens (source)
 Light color*: 2700 K or 3500 K
 Color accuracy: 90+ CRI
 Power usage: 35 W
 Dimmable (see driver below)
 Brushed aluminum (CM-006) camur canopy included
 Canopy dimensions: 20.6" x 4", 1.3"
 Wood camur canopy covers are available:
 Walnut (CM-001) wood camur canopy cover: part # 60-150-005W
 Dark stained walnut (CM-002) wood camur canopy cover: part # 60-150-005D
 See website for more canopy information
 72" drop length, field adjustable
 Suitable for a sloped ceiling
 Wood grain will vary
 Specifications subject to change



Camur canopy, brushed aluminum



Camur canopy cover, walnut



walnut (CM-001)



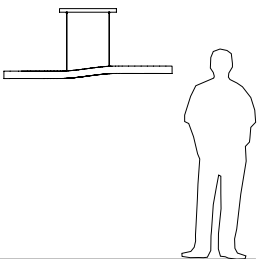
dark stained walnut (CM-002)

MATERIAL & FINISH OPTIONS

Camur part # 07-210-	
Wood Body	W
walnut (CM-001)	D
dark stained walnut (CM-002)	
Lamping*	
2700 K LED	27
3500 K LED	35
Driver	
120 V AC input voltage	P1
TRIAC, ELV & 0-10V dimming	
277 V AC input voltage	P2
TRIAC, ELV & 0-10V dimming	

The true beauty of the Camur is difficult to appreciate in print. When experiencing this fixture in person you begin to see the subtlety and grace of its vertical and horizontal movements. As you walk around this fixture the shape will morph from a beautiful curve to a straight line. We have created a video to help celebrate these details at www.cernogroup.com/camur

*Available in 3000K, 4000K and other color temperatures upon request





Aeris 54 (Brushed Aluminum, Dark Stained Walnut / Walnut): \$3,795 (Exc. IVA)
Aeris 54 (Black Anodized Aluminum, Dark Stained Walnut / Walnut): \$4,112 (Exc. IVA)
Aeris 30 (Brushed Aluminum, Dark Stained Walnut / Walnut): \$3,328 (Exc. IVA)
Aeris 30 (Black Anodized Aluminum, Dark Stained Walnut / Walnut): \$3,630 (Exc. IVA)

in collaboration with
DESIRON FRANK CARFARO
 HAND CRAFTED AMERICAN FURNITURE



Aeris 54, walnut, brushed aluminum

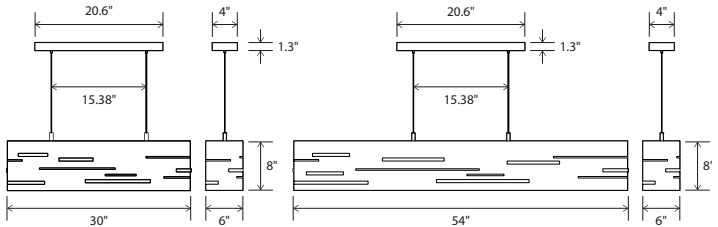


Aeris 54, walnut, brushed aluminum

The Aeris was a collaboration with New York based designer Frank Carfaro of Desiron. The organic and often wild swirls of walnut grain are interrupted by rigorous slits and inlays that punctuate each face to create a beautiful juxtaposition, making each fixture unique. The glow of the illuminated wood seen through the cut slits creates a rich composition of light and shadow.

Nick Sheridan
 Co-Designer

Aeris 30 / Aeris 54
 linear pendant

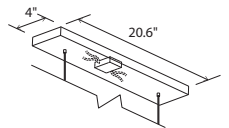


Aeris 30 dimensions: 30" x 6", 8"
 Aeris 54 dimensions: 54" x 6", 8"
 Materials: solid wood, aluminum
 Aeris 30 weight: 11 lb
 Aeris 54 weight: 15 lb
 Light source: integrated LED
 Light output - total: 1720 Lumens (source)
 Light output - downlight: 1030 Lumens (source)
 Light output - uplight: 690 Lumens (source)
 Light color*: 2700 K or 3500 K
 Color accuracy: 90+ CRI
 Power usage: 16 W
 Dimmable (see driver below)
 Linear canopy included
 Canopy dimensions: 20.6" x 4", 1.3"
 Canopy finish matches fixture's metal finish
 Wood canopy covers are available:
 Walnut (CM-001) cover: part # 60-130-005W
 Dark stained walnut (CM-002) cover: part # 60-130-005D
 See website for more canopy information
 72" drop length, field adjustable
 Suitable for a sloped ceiling
 Wood grain will vary
 Specifications subject to change



MATERIAL & FINISH OPTIONS

Aeris Part # 07 -	
Aeris 30	110
Aeris 54	100
Metal Finish	
brushed aluminum (CM-006)	A
black anodized aluminum (CM-007)	B
Wood Body	
walnut (CM-001)	W
dark stained walnut (CM-002)	D
Lamping*	
2700 K LED	27
3500 K LED	35
Driver	
AC Input Voltage Range: 120-277 V	P1
120 V input: TRIAC, ELV & 0-10 V dimmable	
240 & 277 V input: only 0-10 V dimmable	



linear canopy, brushed aluminum




brushed aluminum (CM-006)



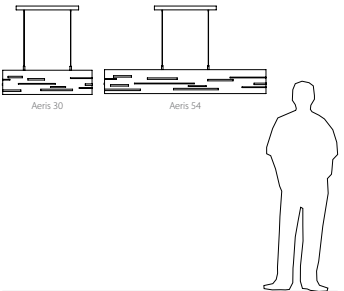
black anodized aluminum (CM-007)



walnut (CM-001)



dark stained walnut (CM-002)



Includes
 polymer shade (CM-052)
 *Available in 3000K, 4000K and other color temperatures upon request



Vix 48 (Dark Stained Walnut / White Washed Oak): \$2,565 (Exc. IVA)

Vix 48 (Oak): \$2,482 (Exc. IVA)

Vix 34 (Dark Stained Walnut / White Washed Oak): \$2,097 (Exc. IVA)

Vix 34 (Oak): \$2,015 (Exc. IVA)



Vix 48, walnut

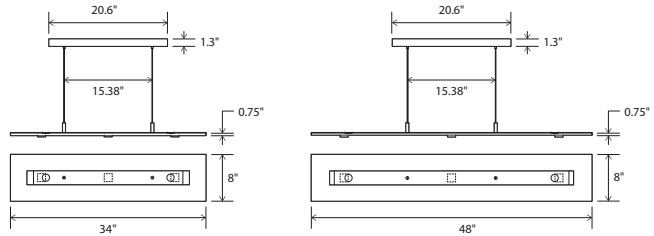


Vix 48, walnut

A clean, modern fixture finely executed. With multiple down and up lights, the Vix provides lots of usable light in a very unobtrusive design.

Nick Sheridan
Designer

Vix 34 / Vix 48 linear pendant



Vix 34 dimensions: 34" x 8", 0.75"

Vix 48 dimensions: 48" x 8", 0.75"

Materials: solid wood, polymer, aluminum

Vix 34 weight: 10 lb

Vix 48 weight: 15 lb

Light source: integrated LED

Light output - total: 1720 Lumens (source)

Light output - downlight: 1030 Lumens (source)

Light output - uplight: 690 Lumens (source)

Light color*: 2700 K or 3500 K

Color accuracy: 90+ CRI

Power usage: 16 W

Dimmable (see driver below)

Brushed aluminum (CM-006) linear canopy included

Canopy dimensions: 20.6" x 4", 1.3"

Wood canopy cover available:

Walnut (CM-001) cover: part # 60-130-005W

Dark stained walnut (CM-002) cover:

part # 60-130-005D

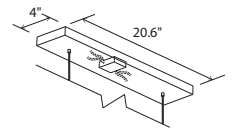
See website for more canopy information

72" drop length, field adjustable

Suitable for a sloped ceiling

Wood grain will vary

Specifications subject to change



linear canopy,
brushed aluminum

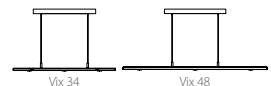
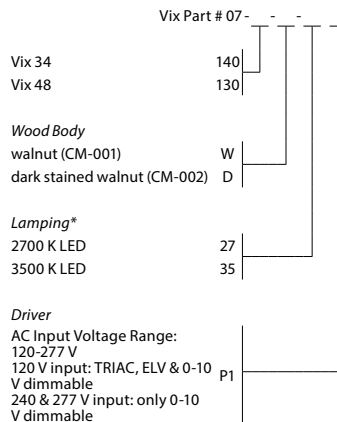


walnut
(CM-001)



dark stained walnut
(CM-002)

MATERIAL & FINISH OPTIONS



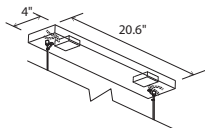
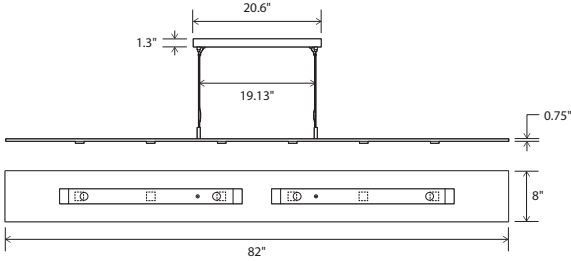
Includes
polymer shade (CM-052)

*Available in 3000K, 4000K and other color temperatures upon request

Vix 82 (Dark Stained Walnut / White Washed Oak): \$4,359 (Exc. IVA)

Vix 82 (Oak): \$4,359 (Exc. IVA)

Vix 82
linear pendant



linear canopy,
brushed aluminum



walnut
(CM-001)



dark stained walnut
(CM-002)

Dimensions: 82" x 8", 0.75"
 Materials: solid wood, polymer, aluminum
 Product weight: 19 lb
 Light source: integrated LED
 Light output - total: 3440 Lumens (source)
 Light output - downlight: 2060 Lumens (source)
 Light output - uplight: 1380 Lumens (source)
 Light color*: 2700 K or 3500 K
 Color accuracy: 90+ CRI
 Power usage: 32 W
 Dimmable (see driver below)
 Brushed aluminum (CM-006) linear canopy included
 Canopy dimensions: 20.6" x 4", 1.3"
 See website for more canopy information
 Drop length field adjustable: 0'-10" min, 8'-0" max
 Suitable for a sloped ceiling
 Wood grain will vary
 Wood shade may slightly bow or twist
 along 82" length
 Specifications subject to change



MATERIAL & FINISH OPTIONS

Vix 82 part # 07-200-

Wood Body	
walnut (CM-001)	W
dark stained walnut (CM-002)	D
Lamping*	
2700 K LED	27
3500 K LED	35
Driver	
AC Input Voltage Range: 120-277 V 120 V input: TRIAC, ELV & 0-10 V dimmable 240 & 277 V input: only 0-10 V dimmable	P1

Includes

polymer shade (CM-052)
 *Available in 3000K, 4000K and other color
 temperatures upon request



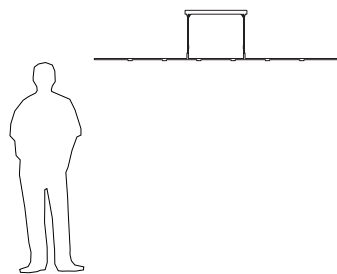
Vix 82, walnut



Vix 82, walnut

A clean, modern fixture finely executed. With multiple down and up lights, the Vix provides lots of usable light in a very unobtrusive design.

Nick Sheridan
Designer



Penna 40: \$2,145 (Exc. IVA)

Penna 64: \$2,881 (Exc. IVA)



Penna 64, walnut, brushed brass

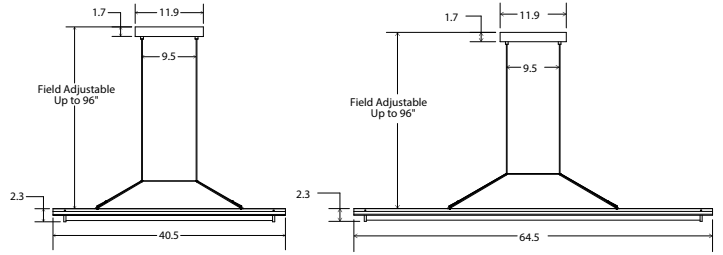


Penna 64, walnut, distressed brass



Penna 40, dark stained walnut, distressed brass

Penna 40 / Penna 64
linear pendant



Penna 40 dimensions: 40.5" x 7.7" , 2.3"
 Penna 64 dimensions: 64.5" x 7.7" , 2.3"
 Penna 40 weight: 7 lb
 Penna 64 weight: 10 lb
 Light source: integrated LED
 Penna 40 light output: 1530 Lumens (source)
 Penna 64 light output: 2550 Lumens (source)
 Light color*: 2700 K or 3500 K
 Color accuracy: 90+ CRI
 Penna 40 power usage: 21 W
 Penna 64 power usage: 35 W
 Dimmable (see driver below)
 Linear canopy included
 Canopy dimensions: 11.9" x 4.4", 1.7"
 Canopy finish: matte black (CM-085)
 See website for more canopy information
 8'-0" drop length, field adjustable
 Suitable for a sloped ceiling
 Wood grain will vary
 Specifications subject to change



MATERIAL & FINISH OPTIONS

Penna pendant part # 07-150- B -

Penna 40 40
 Penna 64 64

Metal Finish

brushed brass (CM-008) R
 distressed brass (CM-009) D

Wood Body

walnut (CM-001) W
 dark stained walnut (CM-002) D

Lamping*

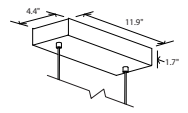
2700 K LED 27
 3500 K LED 35

Driver

120 V AC input voltage P1
 TRIAC, ELV & 0-10 V dimming
 277 V AC input voltage P2
 TRIAC, ELV & 0-10 V dimming



linear canopy,
matte black finish



brushed brass
(CM-008)



distressed brass
(CM-009)



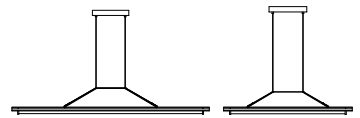
walnut
(CM-001)



dark stained walnut
(CM-002)



brown leather
(CM-098)



Includes

brown leather (CM-098)
 frosted polymer (CM-057)

*Available in 3000K, 4000K and other color temperatures upon request

On our Cerno journey, we continue to evolve as designers and craftsmen. The Penna is a celebration of us drawing and reflecting on our last ten years. This design is an embodiment of all the lessons that we have learned from designing and building thousands of lights. This fixture balances utility and sophisticated beauty well. The walnut, brass, and leather work in concert to compose a modern form with materials that have been used for thousands of years.

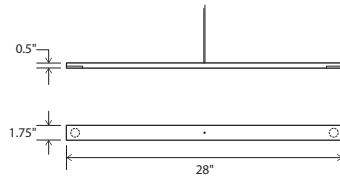
Nick Sheridan
Designer



Virga (Brushed Aluminum): \$1,252 (Exc. IVA)

Virga (Black Anodized Aluminum): \$1,410 (Exc. IVA)

Virga
linear pendant



Dimensions: 28" x 1.75", 0.5"

Materials: aluminum, polymer

Product weight: 6 lb

Light source: integrated LED

Light output: 1126 Lumens (source)

Light color: 2700 K or 3500 K

Color accuracy: 90+ CRI

Power usage: 13 W

Dimmable (see driver below)

Extended-profile square canopy included, required to house LED driver (3.25" x 2.25" x 1.25")

Canopy dimensions: 4.5" x 4.5", 1.63"

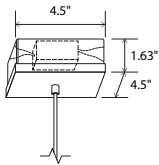
Canopy finish matches fixture's metal finish

See website for more canopy information

48" suspension tube (can be shortened in field)

Swivel option available for sloped ceilings, see drawing below

Specifications subject to change



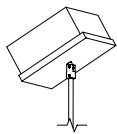
extended-profile square canopy
brushed aluminum



brushed aluminum
(CM-006)



black anodized aluminum
(CM-007)



MATERIAL & FINISH OPTIONS

Virga part # 06-130-

Metal Finish

brushed aluminum (CM-006) A

black anodized aluminum (CM-007) B

Lamping

2700 K LED 27

3500 K LED 35

Driver

AC Input Voltage Range: 120-277 V

120 V input: TRIAC, ELV & 0-10 V

dimmable P1

240 & 277 V input: only 0-10 V

dimmable

Includes

polymer shade (CM-052)

Available for sloped ceilings:

Sloped Extended-Profile Square Canopy



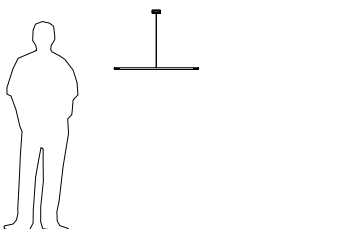
Virga, brushed aluminum



Virga, black anodized aluminum

A clean, minimal fixture executed without compromise. The very simple and sleek down light bar can be installed in very close proximity to its user – and withstand close scrutiny.

Nick Sheridan
Designer



Brevis 42 (Brushed Aluminum) : \$1,864 (Exc. IVA)
Brevis 42 (Black Anodized) : \$2,015 (Exc. IVA)
Brevis 28 (Brushed Aluminum) : \$1,506 (Exc. IVA)
Brevis 28 (Black Anodized) : \$1,671 (Exc. IVA)



Brevis 28, brushed aluminum

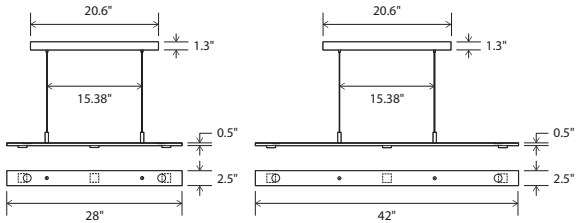


Brevis 28, brushed aluminum

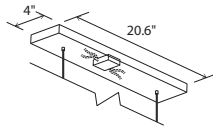
A clean, minimal fixture finely executed. With multiple down and up lights, the Brevis provides lots of usable light in a very unobtrusive design

Nick Sheridan
Designer

Brevis 28 / Brevis 42
linear pendants



Brevis 28 dimensions: 28" x 2.5", 0.5"
 Brevis 42 dimensions: 42" x 2.5", 0.5"
 Materials: aluminum, polymer
 Brevis 28 weight: 7 lb
 Brevis 42 weight: 8 lb
 Light source: integrated LED
 Light output - total: 1720 Lumens (source)
 Light output - downlight: 1030 Lumens (source)
 Light output - uplight: 690 Lumens (source)
 Light color*: 2700 K or 3500 K
 Color accuracy: 90+ CRI
 Power usage: 16 W
 Dimmable (see driver below)
 Linear canopy included
 Canopy dimensions: 20.6" x 4", 1.3"
 Canopy finish matches fixture's metal finish
 Wood canopy covers are available:
 Walnut (CM-001) cover: part # 60-130-005W
 Dark stained walnut (CM-002) cover:
 part # 60-130-005D
 See website for more canopy information
 72" drop length, field adjustable
 Suitable for a sloped ceiling
 Specifications subject to change



linear canopy,
brushed aluminum

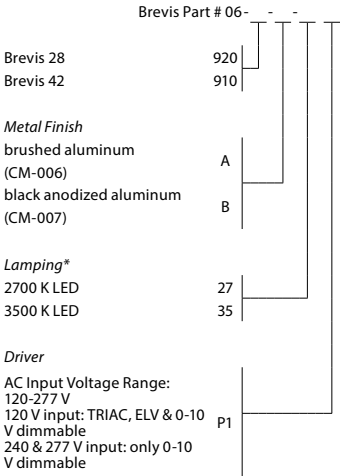


brushed aluminum
(CM-006)

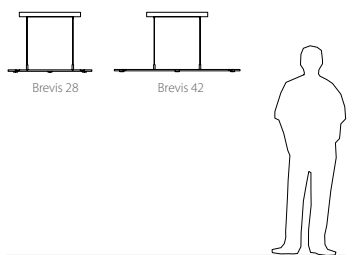


black anodized aluminum
(CM-007)

MATERIAL & FINISH OPTIONS



Includes polymer shade (CM-052)
 *Available in 3000K, 4000K and other color temperatures upon request





Pendants



Amicus 12



Amicus 16



Amicus 21



Volo



Casia 14




Casia 18



Casia 22



Abeo



Cano



Bimar



Muto



Astrum 11



Astrum 17



Imber



Ignis



Ico



Calx 19



Calx 36



Veris 12



Veris 22



Veris 34



Levis S, L



Mica S, L



Claudo



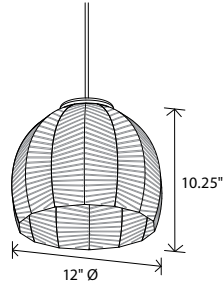
Salix



Plura

Amicus 12 (LED): \$1,506 (Exc. IVA)
Amicus 12 (E26): \$1,279 (Exc. IVA)

Amicus 12
pendant



Dimensions: 12" Ø, 10.25"
 Product weight: 3 lb
 Suitable for a sloped ceiling

Integrated LED Specifications

Light Color Options*:
 2700 K - 831 Lumens (source)
 3500 K - 873 Lumens (source)
 Color accuracy: 90+ CRI
 Power usage: 10 W
 Dimmable (see power options below)
 JA8-2019 Compliant

E26 Medium Base Specifications

Lamping: E26 base, 60 W max, G40 recommended
 Bulb not included
 Input voltage: 250 V AC max

Textured Black Powdercoat (CM-049) low profile round canopy with SVT-3 Cable, Black (CM-039)
 Canopy dimensions: 5" Ø, 0.3"
 See website for more canopy information
 Field adjustable drop length: 0'6" min - 8'0" max
 Wood grain will vary
 Specifications subject to change
 Suitable for dry or damp locations



MATERIAL & FINISH OPTIONS

Amicus 12 part # 06-290-12

<i>Metal Shade</i>		
brushed brass (CM-047)	R	
distressed brass (CM-096)	D	
brushed aluminum (CM-012)	A	
brushed rose gold (CM-046)	G	
textured black powdercoat (CM-049)	B	
textured white powdercoat (CM-060)	W	

<i>Wood Top</i>		
walnut (CM-001)	W	
dark stained walnut (CM-002)	D	
white washed oak (CM-095)	O	

<i>Lamping*</i>		
2700 K LED	27	
3500 K LED	35	
medium base E26 socket	MB	

<i>Power Option (LED version only)</i>		
120-277 V AC input voltage	P1	
TRIAC and ELV dimming		

*Available in 3000K, 4000K and other color temperatures upon request



low-profile round canopy with SVT-3 Cable



Amicus 12, dark stain walnut, brushed brass



Amicus socketed top detail

Traveling through Morocco, I was in awe of the skilled craftspeople and their impressive work. I was most enamored with the detail and intricacy of the perforated metal light fixtures. The artistry, patterns, and old-world techniques inspired me and ultimately inspired the Amicus.

Nick Sheridan
Designer



white washed oak (CM-095)



walnut (CM-001)



dark stained walnut (CM-002)



textured white powdercoat (CM-060)



textured black powdercoat (CM-049)



brushed aluminum (CM-012)




brushed rose gold (CM-046)



brushed brass (CM-047)



distressed brass (CM-096)



Amicus 16 (LED): \$1,912 (Exc. IVA)

Amicus 16 (E26): \$1,692 (Exc. IVA)




Amicus 16, white washed oak, brushed brass



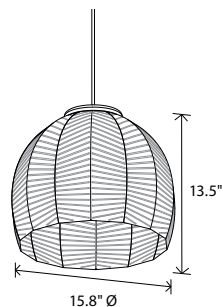
Amicus integrated LED top detail

Traveling through Morocco, I was in awe of the skilled craftspeople and their impressive work. I was most enamored with the detail and intricacy of the perforated metal light fixtures. The artistry, patterns, and old-world techniques inspired me and ultimately inspired the Amicus.

Nick Sheridan
Designer



Amicus 16 pendant



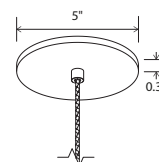
Dimensions: 15.8" Ø, 13.5"
Product weight: 4 lb
Suitable for a sloped ceiling

Integrated LED Specifications

Light Color Options*:
2700 K - 831 Lumens (source)
3500 K - 873 Lumens (source)
Color accuracy: 90+ CRI
Power usage: 10 W
Dimmable (see power options below)
JA8-2019 Compliant

E26 Medium Base Specifications

Lamping: E26 base, 60 W max, G40 recommended
Bulb not included
Input voltage: 250 V AC max




low-profile round canopy with SVT-3 Cable

Textured Black Powdercoat (CM-049) low profile round canopy with SVT-3 Cable, Black (CM-039)
Canopy dimensions: 5" Ø, 0.3"
See website for more canopy information
Field adjustable drop length: 0'6" min - 8'0" max
Wood grain will vary
Specifications subject to change
Suitable for dry or damp locations



MATERIAL & FINISH OPTIONS

Amicus 16 part # 06-290-16	
Metal Shade	
brushed brass (CM-047)	R
distressed brass (CM-096)	D
brushed aluminum (CM-012)	A
brushed rose gold (CM-046)	G
textured black powdercoat (CM-049)	B
textured white powdercoat (CM-060)	W
Wood Top	
walnut (CM-001)	W
dark stained walnut (CM-002)	D
white washed oak (CM-095)	O
Lamping*	
2700 K LED	27
3500 K LED	35
medium base E26 socket	MB
Power Option (LED version only)	
120-277 V AC input voltage	P1
TRIAC and ELV dimming	





Amicus 21 (LED): \$2,991 (Exc. IVA)
Amicus 21 (E26): \$2,640 (Exc. IVA)




Amicus 21, dark stain walnut, brushed brass



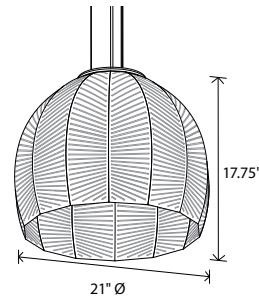
Amicus socketed top detail

Traveling through Morocco, I was in awe of the skilled craftspeople and their impressive work. I was most enamored with the detail and intricacy of the perforated metal light fixtures. The artistry, patterns, and old-world techniques inspired me and ultimately inspired the Amicus.

Nick Sheridan
 Designer



Amicus 21
 pendant



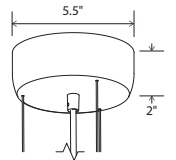
Dimensions: 21" Ø, 17.75"
 Product weight: 6 lb
 Suitable for a sloped ceiling

Integrated LED Specifications

Light Color Options*:
 2700 K - 831 Lumens (source)
 3500 K - 873 Lumens (source)
 Color accuracy: 90+ CRI
 Power usage: 10 W
 Dimmable (see power options below)
 JA8-2019 Compliant

E26 Medium Base Specifications

Lamping: E26 base, 60 W max, G40 recommended
 Bulb not included
 Input voltage: 250 V AC max



Textured Black Powdercoat (CM-049) extended round canopy with SVT-3 Cable, Black (CM-039) and 1/16" Stainless Steel Cables (CM-053)
 Canopy dimensions: 5" Ø, 2"
 See website for more canopy information
 Field adjustable drop length: 1'0" min - 8'0" max
 Wood grain will vary
 Specifications subject to change
 Suitable for dry or damp locations



MATERIAL & FINISH OPTIONS

Amicus 21 part # 06-290-21

Metal Shade

- brushed brass (CM-047) R
- distressed brass (CM-096) D
- brushed aluminum (CM-012) A
- brushed rose gold (CM-046) G
- textured black powdercoat (CM-049) B
- textured white powdercoat (CM-060) W

Wood Top

- walnut (CM-001) W
- dark stained walnut (CM-002) D
- white washed oak (CM-095) O


Lamping*

- 2700 K LED 27
- 3500 K LED 35
- medium base E26 socket MB

Power Option (LED version only)

- 120-277 V AC input voltage P1
- TRIAC and ELV dimming

*Available in 3000K, 4000K and other color temperatures upon request



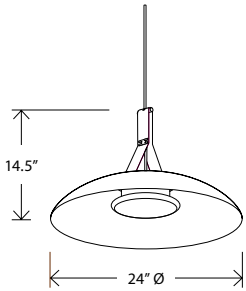


Volo Cava pendant

Volo (Blanc - White/White Shade, Brushed Brass Accents, Tan Leather, White Washed Oak): \$2,132 (Exc. IVA)
Volo (Cava - White/Brushed Brass Shade, Brushed Brass Accents, Brown Leather, Walnut Disc): \$2,331 (Exc. IVA)
Volo (Duex - Black/White Shade Interior, Black Accents, Brown Leather, Walnut Disc): \$2,269 (Exc. IVA)
Volo (Noir - Black/Brushed Brass Shade, Brushed Brass Accents, Black Leather, Dark Stained Walnut Disc): \$2,331 (Exc. IVA)



Volo pendant



Dimensions: 24" Ø, 14.5"
 Product weight: 7 lb
 Light Source: integrated LED
 Light output: 2625 Lumens (source)
 Light color options: 2700 K, 3000 K, 3500 K, or 4000 K
 Color accuracy: 90+ CRI
 Power usage: 27 W
 Dimmable (see power options below)
 Low profile round canopy with SVT-3 Cable
 Canopy dimensions: 5" Ø, 0.3"
 See website for more canopy information
 Field adjustable drop length: 0'6" min - 8'0" max
 Canopy and cord color match the exterior shade finish
 Suitable for a sloped ceiling up to 45 degrees
 Wood grain will vary
 Specifications subject to change



MATERIAL & FINISH OPTIONS

Volo pendant part # 06-300-

Finish Options

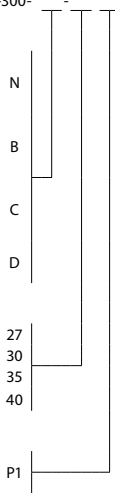
noir - black shade exterior, brushed brass shade interior, brushed brass accents, black leather, dark stained walnut disc
blanc - white shade exterior, white shade interior, brushed brass accents, tan leather, white washed oak disc
cava - black shade exterior, brushed brass shade interior, brushed brass accents, brown leather, walnut disc
deux - black shade exterior, white shade interior, black accents, brown leather, walnut disc

Lamping*


2700 K LED
 3000 K LED
 3500 K LED
 4000 K LED

Power Option

120-277 V AC input voltage
 TRIAC, ELV & 0-10 dimming




textured black powder coat (CM-049)



textured white powder coat (CM-060)




brushed brass (CM-120)



black leather (CM-127)



brown leather (CM-098)



tan leather (CM-128)



walnut (CM-001)



dark stained walnut (CM-002)



white washed oak (CM-095)



Cava



Deux

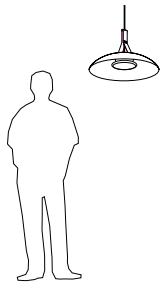


Blanc



Deux detail

The handcrafted Volo pendant is a celebration of natural materials. The solid hardwood, brass finish, leather, and aluminum showcase the purposeful design that went into each detail. The indirect LED light source emits light of beautiful quality.

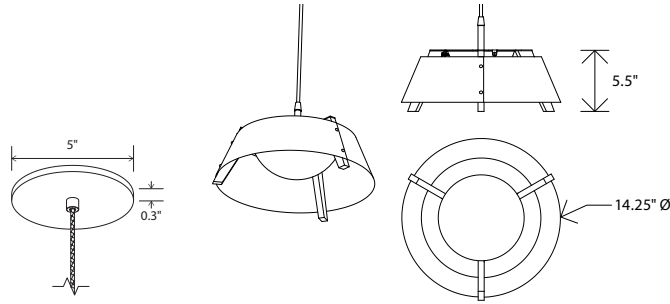


Casia 14 (Matte Black Exterior with Matte White Interior, Dark Stained Walnut / White Washed Oak / Walnut): \$853 (Exc. IVA)

Casia 14 (Distressed Brass, Dark Stained Walnut / White Washed Oak / Walnut): \$1,259 (Exc. IVA)

Casia 14 (Gloss White, Dark Stained Walnut / White Washed Oak / Walnut): \$853 (Exc. IVA)

Casia 14
pendant



walnut (CM-001)



dark stained walnut (CM-002)



white washed oak (CM-095)



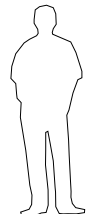
matte black (CM-085) with matte white interior



distressed brass (CM-009)



gloss white (CM-054)



Dimensions: 14.25" Ø, 5.5"
 Product weight: 3 lb
 Light output: minimum 831 Lumens (source)
 See Lamping options below
 Light Color Options*:
 2700 K - 831 Lumens (source)
 3500 K - 873 Lumens (source)
 Color accuracy: 90+ CRI
 Power usage: 10 W
 Dimmable (see power options below)
 Low profile round canopy with SVT-3 Cable
 Canopy dimensions: 5" Ø, 0.3"
 See website for more canopy information
 Field adjustable drop length: 0'6" min - 8'0" max
 Gloss White (CM-054) shade option ships with Textured White Powdercoat Canopy and SVT-3 Cable, White (CM-040)
 All other shade option ship with Textured Black Powdercoat (CM-049) and SVT-3 Cable, Black (CM-039)
 Wood grain will vary
 Specifications subject to change



MATERIAL & FINISH OPTIONS


Casia 14 pendant part # 06-280-14

Shade Material		
matte black (CM-085) with matte white interior	B	
distressed brass (CM-009)	D	
gloss white (CM-054)	W	
Wood Body		
walnut (CM-001)	W	
dark stained walnut (CM-002)	D	
white washed oak (CM-095)	O	
Lamping*		
2700 K LED - 831 Lumens (source)	27	
3500 K LED - 873 Lumens (source)	35	
Power Option		
120-277 V AC input voltage TRIAC and ELV dimming	P1	

Includes: white glass diffuser (CM-109)
 Available in flush mount version
 *Available in 3000K, 4000K and other color temperatures upon request



Casia Pendant 14, white washed oak, gloss white



Casia detail

The Casia Pendant was a natural progression after releasing the Casia Flush mount in early 2020. The wood arms, metal shade, and glass diffuser combine to create a minimalist form well suited for a modern environment or a traditional space. Each carefully selected material plays an integral role in the aesthetic design and performance.

Casia 18 (Matte Black Exterior with Matte White Interior, Dark Stained Walnut / White Washed Oak / Walnut): \$942 (Exc. IVA)

Casia 18 (Distressed Brass, Dark Stained Walnut / White Washed Oak / Walnut): \$1,424 (Exc. IVA)

Casia 18 (Gloss White, Dark Stained Walnut / White Washed Oak / Walnut): \$942 (Exc. IVA)

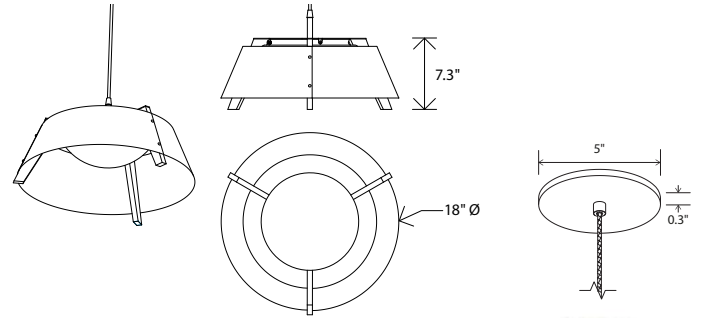


Casia Pendant 18, dark stain walnut, matte black with matte white interior



Casia detail

Casia 18
pendant



Dimensions: 18" Ø, 7.3"
 Product weight: 4 lb
 Light output: minimum 1310 Lumens (source)
 See Lamping options below
 Light Color Options*:
 2700 K - 1310 Lumens (source)
 3500 K - 1378 Lumens (source)
 Color accuracy: 90+ CRI
 Power usage: 15 W
 Dimmable (see power options below)
 Low profile round canopy with SVT-3 Cable
 Canopy dimensions: 5" Ø, 0.3"
 See website for more canopy information
 Field adjustable drop length: 0'6" min - 8'0" max
 Gloss White (CM-054) shade option ships with Textured White Powdercoat Canopy and SVT-3 Cable, White (CM-040) (CM-049) and SVT-3 Cable, Black (CM-039)
 Wood grain will vary
 Specifications subject to change



low-profile round canopy with braided cord



walnut (CM-001)



dark stained walnut (CM-002)



white washed oak (CM-095)



matte black (CM-085) with matte white interior



distressed brass (CM-009)



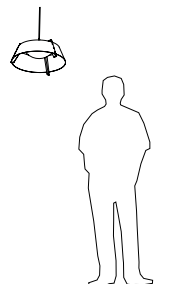
gloss white (CM-054)

MATERIAL & FINISH OPTIONS

Casia 18 pendant part # 06-280-18

Shade Material		
matte black (CM-085) with matte white interior	B	
distressed brass (CM-009)	D	
gloss white (CM-054)	W	
Wood Body		
walnut (CM-001)	W	
dark stained walnut (CM-002)	D	
white washed oak (CM-095)	O	
Lamping*		
2700 K LED - 1310 Lumens (source)	27	
3500 K LED - 1378 Lumens (source)	35	
Power Option		
120-277 V AC input voltage TRIAC and ELV dimming	P1	

Includes: white glass diffuser (CM-109)
 Available in flush mount version
 *Available in 3000K, 4000K and other color temperatures upon request

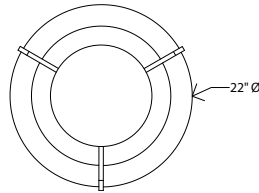
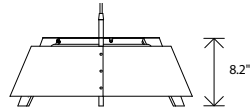
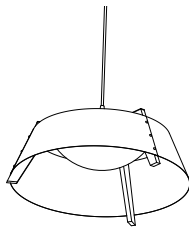
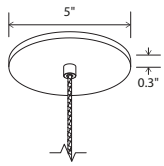


Casia 22 (Matte Black Exterior with Matte White Interior, Dark Stained Walnut / White Washed Oak / Walnut): \$1,073 (Exc. IVA)

Casia 22 (Distressed Brass, Dark Stained Walnut / White Washed Oak / Walnut): \$1,575 (Exc. IVA)

Casia 22 (Gloss White, Dark Stained Walnut / White Washed Oak / Walnut): \$1,073 (Exc. IVA)

Casia 22
pendant



Dimensions: 21.5" Ø, 8.2"

Product weight: 5 lb

Light output: minimum 1981 Lumens (source)

See Lamping options below

Light Color Options*:

2700 K - 1981 Lumens (source)

3500 K - 2083 Lumens (source)

Color accuracy: 90+ CRI

Power usage: 23 W

Dimmable (see power options below)

Low profile round canopy with SVT-3 Cable

Canopy dimensions: 5" Ø, 0.3"

See website for more canopy information

Field adjustable drop length: 0'6" min - 8'0" max

Gloss White (CM-054) shade option ships with Textured White Powdercoat Canopy and SVT-3 Cable, White (CM-040)

All other shade option ship with Textured Black Powdercoat (CM-049) and SVT-3 Cable, Black (CM-039)

Wood grain will vary

Specifications subject to change



MATERIAL & FINISH OPTIONS

Casia 22 pendant part # 06-280-22

Shade Material

matte black (CM-085) with matte white interior

B

distressed brass (CM-009)

D

gloss white (CM-054)

W

Wood Body

walnut (CM-001)

W

dark stained walnut (CM-002)

D

white washed oak (CM-095)

O

Lamping*

2700 K LED - 1981 Lumens (source)

27

3500 K LED - 2083 Lumens (source)

35

Power Option

120-277 V AC input voltage

P1

TRIAC and ELV dimming

Includes: white glass diffuser (CM-109)

Available in flush mount version

*Available in 3000K, 4000K and other color temperatures upon request

low-profile round canopy with braided cord



walnut (CM-001)



dark stained walnut (CM-002)



white washed oak (CM-095)



matte black (CM-085) with matte white interior



distressed brass (CM-009)



gloss white (CM-054)



Casia Pendant 22, dark stain walnut, distressed brass



Casia detail

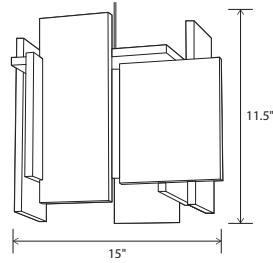
The Casia Pendant was a natural progression after releasing the Casia Flush mount in early 2020. The wood arms, metal shade, and glass diffuser combine to create a minimalist form well suited for a modern environment or a traditional space. Each carefully selected material plays an integral role in the aesthetic design and performance.



I wanted to create a simple geometric sculpture that lets the light inside just sneak out around the floating walnut planes: letting the natural wood fall in and out of the light. It is this play with contrast and light and shadow that makes the Abeo such a dynamic piece.

*Nick Sheridan
Designer*

Abeo
pendant



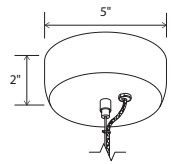
Dimensions: 15" Ø, 11.5"
 Materials: solid wood, polymer
 Product weight: 7 lb
 Light source: integrated LED
 Light output: 1250 Lumens (source)
 Light color*: 2700 K or 3500 K
 Color accuracy: 90+ CRI
 Power usage: 13 W
 Dimmable (see driver below)
 White (CM-060) extended-profile round canopy with white braided cord and steel cable included
 Canopy dimensions: 5.5"Ø, 2"
 Canopy required to house LED driver (3.3" x 1.6" x 1.0")
 See website for more canopy information
 72" drop length, field adjustable
 Suitable for a sloped ceiling
 Wood grain will vary
 Specifications subject to change



MATERIAL & FINISH OPTIONS

Abeo part # 06-190-		
Wood Body		
walnut (CM-001)	W	
dark stained walnut (CM-002)	D	
Lamping*		
2700 K LED	27	
3500 K LED	35	
Driver		
AC Input Voltage Range: 120-277 V		
120 V input: TRIAC, ELV & 0-10 V dimmable	P1	
240 & 277 V input: only 0-10 V dimmable		

Includes
 frosted polymer (CM-024)
 *Available in 3000K, 4000K and other color temperatures upon request



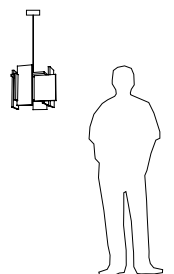
Extended-profile round canopy



walnut (CM-001)



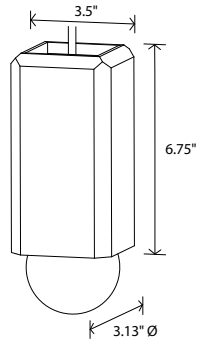
dark stained walnut (CM-002)



Cano (LED): \$530 (Exc. IVA)

Bimar (E26): \$482 (Exc. IVA)

Cano
pendant



Dimensions: 3.5" x 3.5", 6.75"

Materials: solid wood

Product weight: 2 lb

Light source: medium base E26 socket

Lamping: E26 base, type G25 lamp, 20 W max

Input voltage: 250 V AC max

Suspension Details: Textured Black Powdercoat

(CM-049) low profile round canopy with Grey Cloth

Covered Cord (CM-106)

Canopy dimensions: 5" Ø, 0.3"

See website for more canopy information

Field adjustable drop length: 0'6" min - 6'0" max

Suitable for a sloped ceiling

Wood grain will vary

Specifications subject to change



Optional dimmable LED G25 bulb

Light output: 500 Lumens (source)

Color accuracy: 90+ CRI

Power usage: 5.5 W

MATERIAL & FINISH OPTIONS

Cano part # 06-251- - MB

Wood Shade

walnut (CM-001) W

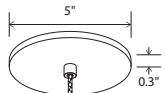
dark stained walnut (CM-002) D

white washed oak (CM-095) O

Bulb Options

2700 K G25 LED bulb included 27

no bulb included 00



low-profile round canopy with braided cord



walnut (CM-001)



dark stained walnut (CM-002)




white washed oak (CM-095)



Cano, white washed oak

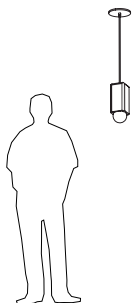


Cano, dark stained walnut



Cano, walnut

Designing with LEDs often lends itself to hiding, or using a low profile light source. The Cano pendant does the opposite; the light bulb is an integral part of the design. The solid hardwood faceted body is enhanced when paired with a spherical glowing bulb.



Bimar (LED): \$530 (Exc. IVA)
Bimar (E26): \$482 (Exc. IVA)



Bimar, white washed oak

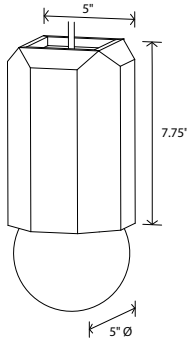


Bimar, dark stained walnut



Bimar, walnut

Bimar
pendant



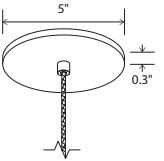
Dimensions: 5" x 5", 7.75"
 Materials: solid wood
 Product weight: 3 lb
 Light source: medium base E26 socket
 Lamping: E26 base, type G40 lamp, 20 W max
 Input voltage: 250 V AC max
 Textured Black Powdercoat (CM-049) low profile round canopy with Grey Cloth Covered Cord (CM-106)
 Canopy dimensions: 5" Ø, 0.3"
 See website for more canopy information
 Field adjustable drop length: 0'6" min - 6'0" max
 Suitable for a sloped ceiling
 Wood grain will vary
 Specifications subject to change



Optional dimmable LED G40 bulb
 Light output: 1000 Lumens (source)
 Color accuracy: 90+ CRI
 Power usage: 11 W

MATERIAL & FINISH OPTIONS

	Bimar part # 06-250-	-	MB
Wood Shade	walnut (CM-001)	W	
dark stained walnut (CM-002)	D		
white washed oak (CM-095)	O		
Bulb Options	2700 K G40 LED bulb included	27	
no bulb included		00	



low-profile round canopy with braided cord



walnut (CM-001)

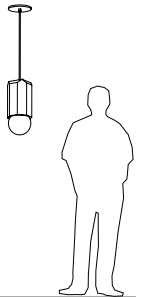


dark stained walnut (CM-002)



white washed oak (CM-095)

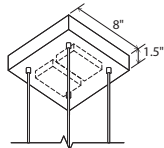
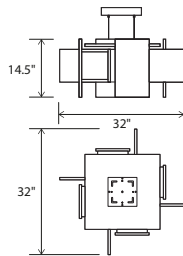
Built of one inch thick solid hardwood, the Bimar showcases the beauty of natural woodgrain. Eight faceted sides compose a design that works well in a modern or transitional space. The combination of natural wood and a glowing sphere bulb warms up any environment.



Muto (Dark Stained Walnut): \$5,445 (Exc. IVA)

Muto (Walnut): \$5,205 (Exc. IVA)

Muto
large pendant



8" square canopy with black mesh cables



walnut
(CM-001)



dark stained walnut
(CM-002)

- Dimensions: 32" x 32", 14.5"
- Materials: solid wood, polymer
- Product weight: 17 lb
- Light source: integrated LED
- Light output - total: 2626 Lumens (source)
- Light output - ambient: 1376 Lumens (source)
- Light output - downlight: 1250 Lumens (source)
- Light color*: 2700 K or 3500 K
- Color accuracy: 90+ CRI
- Power usage: 25 W
- Dimmable (see driver below)
- Brushed aluminum (CM-006) 8" square canopy with black mesh cables included
- See instructions for additional canopy details at cernogroup.com
- 72" drop length, field adjustable
- Suitable for a sloped ceiling
- Wood grain will vary
- Specifications subject to change



MATERIAL & FINISH OPTIONS

Muto part # 06-140-	-
Wood Body	
walnut (CM-001)	W
dark stained walnut (CM-002)	D
Lamping*	
2700 K LED	27
3500 K LED	35
Driver	
AC Input Voltage Range: 120-277 V	
120 V input: TRIAC, ELV & 0-10 V dimmable	P1
240 & 277 V input: only 0-10 V dimmable	
Includes	
frosted polymer diffuser (CM-024)	
*Available in 3000K, 4000K and other color temperatures upon request	



Muto, walnut

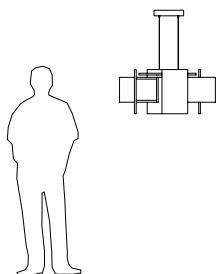


Muto, walnut



The way the walnut planes in the Muto both block and bounce light makes for a very dynamic composition of light and shadow, from any vantage point. While the pinwheel form with its repeating elements is symmetric, it appears very sculptural from any one view. The modern floating ideal is realized in the Muto. By holding each walnut element away from its neighbor, so each plane floats, the whole fixture feels weightless as if it were floating itself.

Nick Sheridan
Designer

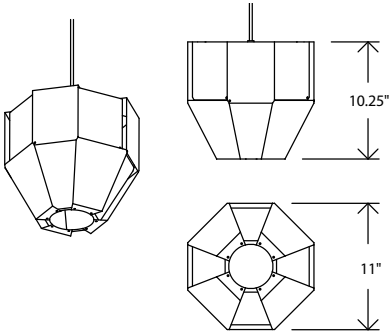


- Astrum 11 (LED, Matte Black w/ White Interior): \$1,073 (Exc. IVA)**
- Astrum 11 (E26, Matte Black w/ White Interior): \$819 (Exc. IVA)**
- Astrum 11 (LED, Distressed Brass): \$1,286 (Exc. IVA)**
- Astrum 11 (E26, Distressed Brass): \$1,032 (Exc. IVA)**
- Astrum 11 (LED, Gloss White): \$1,073 (Exc. IVA)**
- Astrum 11 (E26, Gloss White): \$819 (Exc. IVA)**



Inspiration for the Astrum dates back to the first light fixture the three of us ever made after starting Cerno. The varying depths of the flat panels strategically obstruct a direct view of the light source. Light reflects off the inside of the outer panels and bounces off the inner panels producing a halo washing effect. The oculus at the bottom functions to emit a useful amount of downlighting. This design manages to pay homage to past modern designs while also feeling a bit futuristic.

Astrum 11
pendant



Dimensions: 11" x 11", 10.25"
Product weight: 2 lb
Suitable for a sloped ceiling

Integrated LED Specifications
Light output: 1690 Lumens (source)
Light color: 2700 K, 3000 K, 3500 K or 4000 K
Color accuracy: 90+ CRI
Power usage: 19.5 W
Dimmable (see driver below)
Driver must be housed in J-box
Driver dimensions: 3.3" x 1.6" x 1", included

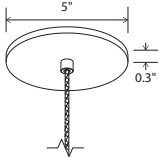
E26 Medium Base Specifications
Lamping: E26 base, type A lamp, 60 W max
Input voltage: 250 V AC max
Bulb not included

Textured Black Powdercoat (CM-049) low profile round canopy with SVT-3 Cable, Black (CM-039)
Canopy dimensions: 5" Ø, 0.3"
See website for more canopy information
Field adjustable drop length: 0'6" min - 8'0" max
Specifications subject to change



MATERIAL & FINISH OPTIONS

Astrum 11 part # 06-270-11	
Shade Material	
matte black (CM-085) with matte white interior	B
distressed brass (CM-096)	D
gloss white (CM-054)	W
Lamping	
2700 K LED	27
3000 K LED	30
3500 K LED	35
4000 K LED	40
medium base E26 socket	MB
Driver (LED version only)	
AC Input Voltage Range: 120-277 V	
120 V input: TRIAC, ELV & 0-10 V dimmable	P1
240 & 277 V input: only 0-10 V dimmable	



low-profile round canopy with braided cord



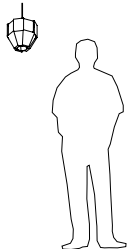
matte black (CM-085) with matte white interior



distressed brass (CM-096)



gloss white (CM-054)



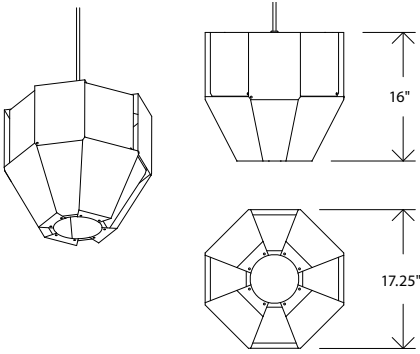


- Astrum 17 (LED, Matte Black w/ White Interior): \$1,561 (Exc. IVA)**
- Astrum 17 (E26, Matte Black w/ White Interior): \$1,424 (Exc. IVA)**
- Astrum 17 (LED, Distressed Brass): \$1,994 (Exc. IVA)**
- Astrum 17 (E26, Distressed Brass): \$1,864 (Exc. IVA)**
- Astrum 17 (LED, Gloss White): \$1,561 (Exc. IVA)**
- Astrum 17 (E26, Gloss White): \$1,424 (Exc. IVA)**



Inspiration for the Astrum dates back to the first light fixture the three of us ever made after starting Cerno. The varying depths of the flat panels strategically obstruct a direct view of the light source. Light reflects off the inside of the outer panels and bounces off the inner panels producing a halo washing effect. The oculus at the bottom functions to emit a useful amount of downlighting. This design manages to pay homage to past modern designs while also feeling a bit futuristic.

Astrum 17
pendant



Dimensions: 17.25" x 17.25", 16"
Product weight: 4 lb
Suitable for a sloped ceiling

Integrated LED Specifications
Light output: 1690 Lumens (source)
Light color: 2700 K, 3000 K, 3500 K or 4000 K
Color accuracy: 90+ CRI
Power usage: 19.5 W
Dimmable (see driver below)
Driver must be housed in J-box
Driver dimensions: 3.3" x 1.6" x 1", included

E26 Medium Base Specifications
Lamping: 2x E26 base, type A lamp, 60 W max
Input voltage: 250 V AC max
Bulb not included

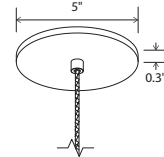
Textured Black Powdercoat (CM-049) low profile round canopy with SVT-3 Cable, Black (CM-039)
Canopy dimensions: 5" Ø, 0.3"
See website for more canopy information
Field adjustable drop length: 0'6" min - 8'0" max
Specifications subject to change



MATERIAL & FINISH OPTIONS

Astrum 17 part # 06-270-17

Shade Material	
matte black (CM-085) with matte white interior	B
distressed brass (CM-096)	D
gloss white (CM-054)	W
Lamping	
2700 K LED	27
3000 K LED	30
3500 K LED	35
4000 K LED	40
medium base E26 socket	MB
Driver (LED version only)	
AC Input Voltage Range: 120-277 V	
120 V input: TRIAC, ELV & 0-10 V dimmable	P1
240 & 277 V input: only 0-10 V dimmable	



low-profile round canopy with braided cord




matte black (CM-085) with matte white interior



distressed brass (CM-096)



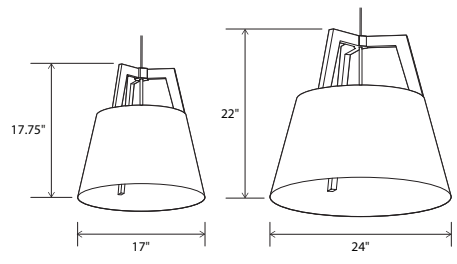
gloss white (CM-054)



Imber 17 (Corded, Matte Black w/ White Interior, Dark Stained Walnut / Walnut, With Diffuser): \$2,359 (Exc. IVA)
 Imber 17 (Corded, Rose Gold / Brushed Brass, Dark Stained Walnut / Walnut, Without Diffuser): \$1,712 (Exc. IVA)
 Imber 17 (Rigid, Matte Black w/ White Interior, Dark Stained Walnut / Walnut, With Diffuser): \$2,620 (Exc. IVA)
 Imber 17 (Rigid, Rose Gold / Brushed Brass, Dark Stained Walnut / Walnut, Without Diffuser): \$2,744 (Exc. IVA)
 Imber 17 (Corded, Distressed Brass, Dark Stained Walnut / Walnut, With Diffuser): \$2,709 (Exc. IVA)
 Imber 17 (Corded, Gloss White, White Washed Oak, With Diffuser): \$2,359 (Exc. IVA)
 Imber 17 (Rigid, Distressed Brass, Dark Stained Walnut / Walnut, With Diffuser): \$2,964 (Exc. IVA)
 Imber 17 (Rigid, Distressed Brass, Dark Stained Walnut / Walnut, Without Diffuser): \$2,359 (Exc. IVA)

Imber 17 (Corded, Rose Gold / Brushed Brass, Dark Stained Walnut / Walnut, With Diffuser): \$2,496 (Exc. IVA)
 Imber 17 (Corded, Rose Gold / Brushed Brass, Dark Stained Walnut / Walnut, Without Diffuser): \$1,843 (Exc. IVA)
 Imber 17 (Rigid, Rose Gold / Brushed Brass, Dark Stained Walnut / Walnut, With Diffuser): \$2,744 (Exc. IVA)
 Imber 17 (Rigid, Rose Gold / Brushed Brass, Dark Stained Walnut / Walnut, Without Diffuser): \$2,104 (Exc. IVA)
 Imber 17 (Corded, Gloss White, White Washed Oak, With Diffuser): \$2,359 (Exc. IVA)
 Imber 17 (Corded, Gloss White, White Washed Oak, Without Diffuser): \$1,664 (Exc. IVA)
 Imber 17 (Rigid, Gloss White, White Washed Oak, With Diffuser): \$2,620 (Exc. IVA)
 Imber 17 (Rigid, Gloss White, White Washed Oak, Without Diffuser): \$1,919 (Exc. IVA)

Imber 17 / Imber 24 pendant



Imber 17 dimensions: 17" Ø, 17.75"
 Imber 24 dimensions: 24" Ø, 22"
 Materials: solid wood, metal
 Imber 17 weight: 7 lb
 Imber 24 weight: 12 lb
 Wood grain will vary
 Specifications subject to change

Lamping
 Integrated LED Specifications
 Light output: 1250 Lumens (source)
 Light color*: 2700 K or 3500 K
 Color accuracy: 90+ CRI
 Power usage: 13 W
 Input voltage: 120-277 V AC
 Dimmable: 0-10 V dimming at 120-277 V AC
 TRIAC and ELV dimming at 120 V AC only

Medium Base E26 Specifications
 Imber 17 lamping:
 1x E26 base, type A lamp, 75 W max
 Imber 24 lamping:
 3x E26 base, type A lamp, 75 W max each
 Bulbs not included
 Input voltage: 250 V AC max

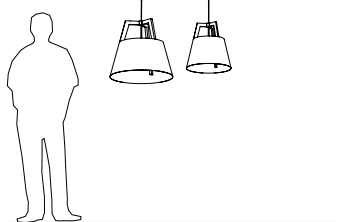
Suspension Type
 Corded
 96" length of SVT wire is used. Wire is field adjustable and suitable for a sloped ceiling.
 Rigid
 Stem comes 6' long and is field cuttable to length (0.38" Ø).

Suspension and Hardware Finish
 Standard Combinations
 Come with either black or satin nickel suspension, canopy, and sockets:
 Black: DW, DD, RW, GD, BD, BO, BW
 Satin Nickel: WO
 Corded Versions
 White cord: satin nickel hardware
 Black cord: black hardware
 24" Imber corded uses a .06" Ø steel cable for suspension

*Available in 3000K, 4000K and other color temperatures upon request

MATERIAL & FINISH OPTIONS

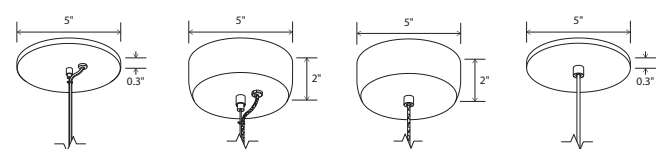
Imber part # 06-210-	
Fixture Size	
17" Ø	17
24" Ø	24
Standard Combinations (Shade, Frame)	
distressed brass, walnut	DW
distressed brass,	DD
dark stained walnut	
brushed brass, walnut	RW
brushed rose gold,	GD
dark stained walnut	
matte black with matte white interior, dark stained walnut	BD
matte black with matte white interior, white washed oak	BO
matte black with matte white interior, walnut	BW
gloss white, white washed oak	WO
Suspension Type	
corded	C
rigid	R
Lamping*	
integrated LED with diffuser - 2700k	L-27 P1
integrated LED with diffuser - 3500k	L-35 P1
medium base socket without diffuser	S
medium base socket with diffuser	D



Diffuser
 Frosted white diffuser (CM-024)
 Diffuser is recommended when fixture location may allow for direct glare.
 Integrated LED option always comes with a diffuser



Imber 24, distressed brass, walnut



Imber 24 with Medium base socket Low-profile round canopy, SPT with steel cable included Canopy dimensions: 5"Ø, 0.3" deep

Imber 24 with LED lamping Extended-profile round canopy, braided cord with steel cable included, required to house the LED driver (3.25" x 2.25" x 1.25") Canopy dimensions: 5.5"Ø, 2" deep

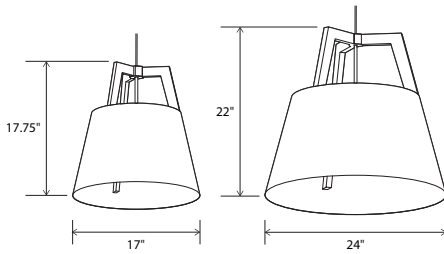
Imber 17 with LED lamping Extended-profile round canopy, braided cord included, required to house the LED driver (3.25" x 2.25" x 1.25") Canopy dimensions: 5.5"Ø, 2" deep

Imber 17 with Medium base socket Low-profile round canopy, SVT included Canopy dimensions: 5"Ø, 0.3" deep

Imber 24 (Corded, Matte Black w/ White Interior, Dark Stained Walnut / Walnut, With Diffuser): \$2,874 (Exc. IVA)
 Imber 24 (Corded, Matte Black w/ White Interior, Dark Stained Walnut / Walnut, Without Diffuser): \$2,469 (Exc. IVA)
 Imber 24 (Rigid, Matte Black w/ White Interior, Dark Stained Walnut / Walnut, With Diffuser): \$3,177 (Exc. IVA)
 Imber 24 (Rigid, Matte Black w/ White Interior, Dark Stained Walnut / Walnut, Without Diffuser): \$2,771 (Exc. IVA)
 Imber 24 (Corded, Distressed Brass, Dark Stained Walnut / Walnut, With Diffuser): \$3,266 (Exc. IVA)
 Imber 24 (Corded, Distressed Brass, Dark Stained Walnut / Walnut, Without Diffuser): \$2,874 (Exc. IVA)
 Imber 24 (Rigid, Distressed Brass, Dark Stained Walnut / Walnut, With Diffuser): \$3,569 (Exc. IVA)
 Imber 24 (Rigid, Distressed Brass, Dark Stained Walnut / Walnut, Without Diffuser): \$3,177 (Exc. IVA)

Imber 24 (Corded, Rose Gold, Dark Stained Walnut, With Diffuser): \$3,019 (Exc. IVA)
 Imber 24 (Corded, Rose Gold, Dark Stained Walnut, Without Diffuser): \$2,675 (Exc. IVA)
 Imber 24 (Rigid, Rose Gold, Dark Stained Walnut, With Diffuser): \$3,328 (Exc. IVA)
 Imber 24 (Rigid, Rose Gold, Dark Stained Walnut, Without Diffuser): \$2,977 (Exc. IVA)
 Imber 24 (Corded, Brushed Brass, Walnut, With Diffuser): \$3,087 (Exc. IVA)
 Imber 24 (Corded, Brushed Brass, Walnut, Without Diffuser): \$2,737 (Exc. IVA)
 Imber 24 (Rigid, Brushed Brass, Walnut, With Diffuser): \$3,390 (Exc. IVA)
 Imber 24 (Rigid, Brushed Brass, Walnut, Without Diffuser): \$3,039 (Exc. IVA)
 Imber 24 (Corded, Gloss White, White Washed Oak, With Diffuser): \$2,874 (Exc. IVA)
 Imber 24 (Corded, Gloss White, White Washed Oak, Without Diffuser): \$2,469 (Exc. IVA)
 Imber 24 (Rigid, Gloss White, White Washed Oak, With Diffuser): \$3,177 (Exc. IVA)
 Imber 24 (Rigid, Gloss White, White Washed Oak, Without Diffuser): \$2,771 (Exc. IVA)

Imber 17 / Imber 24 pendant



Imber 17 dimensions: 17" Ø, 17.75"
 Imber 24 dimensions: 24" Ø, 22"
 Materials: solid wood, metal
 Imber 17 weight: 7 lb
 Imber 24 weight: 12 lb
 Wood grain will vary
 Specifications subject to change



Lamping
 Integrated LED Specifications
 Light output: 1250 Lumens (source)
 Light color*: 2700 K or 3500 K
 Color accuracy: 90+ CRI
 Power usage: 13 W
 Input voltage: 120-277 V AC
 Dimmable: 0-10 V dimming at 120-277 V AC
 TRIAC and ELV dimming at 120 V AC only

Medium Base E26 Specifications

Imber 17 lamping:
 1x E26 base, type A lamp, 75 W max
 Imber 24 lamping:
 3x E26 base, type A lamp, 75 W max each
 Bulbs not included
 Input voltage: 250 V AC max

Suspension Type

Corded
 96" length of SVT wire is used. Wire is field adjustable and suitable for a sloped ceiling.

Rigid

Stem comes 6' long and is field cuttable to length (0.38" Ø).

Suspension and Hardware Finish

Standard Combinations
 Come with either black or satin nickel suspension, canopy, and sockets:
 Black: DW, DD, RW, GD, BD, BO, BW
 Satin Nickel: WO

Corded Versions

White cord: satin nickel hardware
 Black cord: black hardware
 24" Imber corded uses a .06" Ø steel cable for suspension

*Available in 3000K, 4000K and other color temperatures upon request

MATERIAL & FINISH OPTIONS

Imber part # 06-210-

Fixture Size

17" Ø
 24" Ø

Standard Combinations (Shade, Frame)

distressed brass, walnut DW
 distressed brass, dark stained walnut DD
 brushed brass, walnut RW
 brushed rose gold, dark stained walnut GD
 matte black with matte white interior, dark stained walnut BD
 matte black with matte white interior, white washed oak BO
 matte black with matte white interior, walnut BW
 gloss white, white washed oak WO

Suspension Type

corded C
 rigid R

Lamping*

integrated LED with diffuser - 2700k L-27 P1
 integrated LED with diffuser - 3500k L-35 P1
 medium base socket without diffuser S
 medium base socket with diffuser D

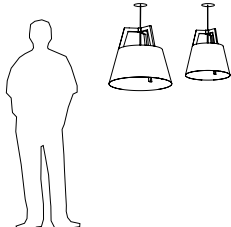


Diffuser

Frosted white diffuser (CM-024)

Diffuser is recommended when fixture location may allow for direct glare.

Integrated LED option always comes with a diffuser



Imber 24, distressed brass, walnut



distressed brass (CM-009)
dark stained walnut (CM-002)
DD



brushed brass (CM-047)
walnut (CM-001)
RW



matte black with matte white interior,
white washed oak (CM-095)
BO



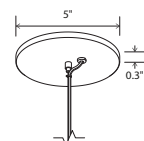
matte black with matte white interior,
walnut (CM-001)
BW



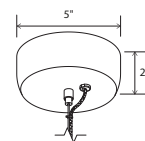
brushed rose gold (CM-046)
dark stained walnut (CM-002)
GD



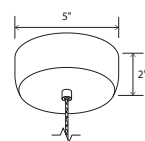
gloss white (CM-054)
white washed oak (CM-095)
WO



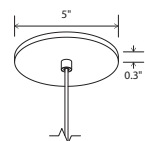
Imber 24 with Medium base socket
Low-profile round canopy,
SPT with steel cable included
Canopy dimensions: 5"Ø, 0.3" deep



Imber 24 with LED lamping
Extended-profile round canopy, braided cord with steel cable included, required to house the LED driver (3.25" x 2.25" x 1.25")
Canopy dimensions: 5.5"Ø, 2" deep



Imber 17 with LED lamping
Extended-profile round canopy, braided cord included, required to house the LED driver (3.25" x 2.25" x 1.25")
Canopy dimensions: 5.5"Ø, 2" deep



Imber 17 with Medium base socket
Low-profile round canopy, SVT included
Canopy dimensions: 5"Ø, 0.3" deep

Ignis 17 (Corded, Matte Black w/ White Interior, Dark Stained Walnut / Walnut / White Washed Oak, With Diffuser) : \$2,317 (Exc. IVA)
 Ignis 17 (Corded, Matte Black w/ White Interior, Dark Stained Walnut / Walnut / White Washed Oak, Without Diffuser) : \$1,616 (Exc. IVA)
 Ignis 17 (Rigid, Matte Black w/ White Interior, Dark Stained Walnut / Walnut / White Washed Oak, With Diffuser) : \$2,572 (Exc. IVA)
 Ignis 17 (Rigid, Matte Black w/ White Interior, Dark Stained Walnut / Walnut / White Washed Oak, Without Diffuser) : \$1,877 (Exc. IVA)
 Ignis 17 (Corded, Distressed Brass, Dark Stained Walnut / Walnut, With Diffuser) : \$2,709 (Exc. IVA)
 Ignis 17 (Corded, Distressed Brass, Dark Stained Walnut / Walnut, Without Diffuser) : \$2,056 (Exc. IVA)
 Ignis 17 (Rigid, Distressed Brass, Dark Stained Walnut / Walnut, With Diffuser) : \$2,964 (Exc. IVA)
 Ignis 17 (Rigid, Distressed Brass, Dark Stained Walnut / Walnut, Without Diffuser) : \$2,317 (Exc. IVA)

Ignis 17 (Corded, Rose Gold / Brushed Brass, Dark Stained Walnut / Walnut, With Diffuser) : \$2,448 (Exc. IVA)
 Ignis 17 (Corded, Rose Gold / Brushed Brass, Dark Stained Walnut / Walnut, Without Diffuser) : \$1,754 (Exc. IVA)
 Ignis 17 (Rigid, Rose Gold / Brushed Brass, Dark Stained Walnut / Walnut, With Diffuser) : \$2,709 (Exc. IVA)
 Ignis 17 (Rigid, Rose Gold / Brushed Brass, Dark Stained Walnut / Walnut, Without Diffuser) : \$2,015 (Exc. IVA)
 Ignis 17 (Corded, Gloss White, White Washed Oak, With Diffuser) : \$2,317 (Exc. IVA)
 Ignis 17 (Corded, Gloss White, White Washed Oak, Without Diffuser) : \$1,616 (Exc. IVA)
 Ignis 17 (Rigid, Gloss White, White Washed Oak, With Diffuser) : \$2,572 (Exc. IVA)
 Ignis 17 (Rigid, Gloss White, White Washed Oak, Without Diffuser) : \$1,877 (Exc. IVA)



Ignis 24, brass, walnut



distressed brass (CM-009)
dark stained walnut (CM-002)
DD

brushed brass (CM-047)
walnut (CM-001)
RW

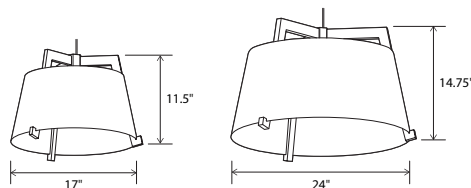
matte black with matte white
interior, walnut (CM-001)
BW

matte black with matte
white interior,
white washed oak (CM-095)
BO

brushed rose gold (CM-046)
dark stained walnut (CM-002)
GD

gloss white (CM-054)
white washed oak (CM-095)
WO

Ignis 17 / Ignis 24 pendant



Ignis 17 dimensions: 17" Ø, 11.5"
 Ignis 24 dimensions: 24" Ø, 14.75"
 Materials: solid wood, metal
 Ignis 17 weight: 7 lb
 Ignis 24 weight: 11 lb
 Wood grain will vary
 Specifications subject to change



Lamping
 Integrated LED Specifications
 Light output: 1250 Lumens (source)
 Light color*: 2700 K or 3500 K
 Color accuracy: 90+ CRI
 Power usage: 13 W
 Input voltage: 120-277 V AC
 Dimmable: 0-10 V dimming at 120-277 V AC
 TRIAC and ELV dimming at 120 V AC only

MATERIAL & FINISH OPTIONS

Fixture Size	Ignis part # 06-220-
17" Ø	17
24" Ø	24
Standard Combinations (Shade, Frame)	
distressed brass, walnut	DW
distressed brass, dark stained walnut	DD
brushed brass, walnut	RW
brushed rose gold, dark stained walnut	GD
matte black with matte white interior, dark stained walnut	BD
matte black with matte white interior, white washed oak	BO
matte black with matte white interior, walnut	BW
gloss white, white washed oak	WO
Suspension Type	
corded	C
rigid	R
Lamping*	
integrated LED	L-27
with diffuser - 2700K	P1
integrated LED	L-35
with diffuser - 3500K	P1
medium base socket without diffuser	S
medium base socket with diffuser	D

Medium Base E26 Specifications

Ignis 17 lamping:
 1x E26 base, type A lamp, 75 W max
 Ignis 24 lamping:
 3x E26 base, type A lamp, 75 W max each
 Bulbs not included
 Input voltage: 250 V AC max

Suspension Type

Corded
 8'-0" length of SVT wire is used. Wire is field adjustable and suitable for a sloped ceiling.
Rigid
 Stem comes 6' long and is field cuttable to length (.038" Ø)

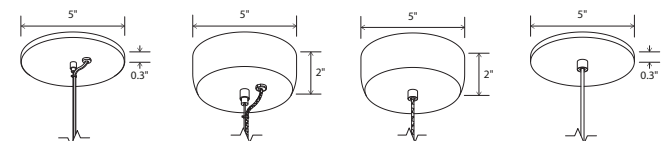
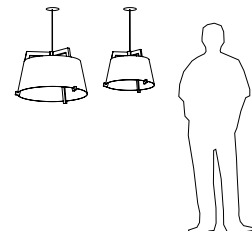
Suspension and Hardware Finish

Standard Combinations
 Come with either black or satin nickel suspension, canopy, and sockets:
 Black: DW, DD, RW, GD, BD, BO, BW
 Satin Nickel: WO
Corded Versions
 White cord: satin nickel hardware
 Black cord: black hardware
 24" Ignis corded uses a 1/16" Ø steel cable for suspension

*Available in 3000K, 4000K and other color temperatures upon request

The Ignis and Imber were inspired by the same design principles that make Cerno and ICRAVE well suited to collaborate. Honesty, simplicity, elemental, timeless and quality are words that sit at the core of both companies' design ethos and we believe these light fixtures embrace these qualities well. Each fixture was reduced to its essential parts – frame and shade – highlighting the interplay of the components, and accentuating the clean lines of the form.

ICRAVE / Cerno



Ignis 24 with Medium base socket
 Low-profile round canopy, SPT with steel cable included
 Canopy dimensions: 5"Ø, 0.3" deep

Ignis 24 with LED lamping
 Extended-profile round canopy, braided cord with steel cable included, required to house the LED driver (3.25" x 2.25" x 1.25")
 Canopy dimensions: 5.5"Ø, 2" deep

Ignis 17 with LED lamping
 Extended-profile round canopy, braided cord included, required to house the LED driver (3.25" x 2.25" x 1.25")
 Canopy dimensions: 5.5"Ø, 2" deep

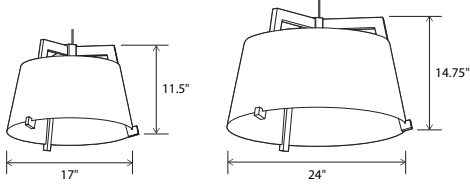
Ignis 17 with Medium base socket
 Low-profile round canopy, SVT included
 Canopy dimensions: 5"Ø, 0.3" deep

Ignis 24 (Corded, Matte Black w/ White Interior, Dark Stained Walnut / Walnut / White Washed Oak, With Diffuser): \$2,874 (Exc. IVA)
 Ignis 24 (Corded, Matte Black w/ White Interior, Dark Stained Walnut / Walnut / White Washed Oak, Without Diffuser): \$2,434 (Exc. IVA)
 Ignis 24 (Rigid, Matte Black w/ White Interior, Dark Stained Walnut / Walnut / White Washed Oak, With Diffuser): \$3,204 (Exc. IVA)
 Ignis 24 (Rigid, Matte Black w/ White Interior, Dark Stained Walnut / Walnut / White Washed Oak, Without Diffuser): \$2,771 (Exc. IVA)
 Ignis 24 (Corded, Distressed Brass, Dark Stained Walnut, With Diffuser): \$3,479 (Exc. IVA)
 Ignis 24 (Corded, Distressed Brass, Dark Stained Walnut, Without Diffuser): \$3,039 (Exc. IVA)
 Ignis 24 (Rigid, Distressed Brass, Dark Stained Walnut, With Diffuser): \$3,809 (Exc. IVA)
 Ignis 24 (Rigid, Distressed Brass, Dark Stained Walnut, Without Diffuser): \$3,376 (Exc. IVA)
 Ignis 24 (Corded, Distressed Brass, Walnut, With Diffuser): \$4,084 (Exc. IVA)
 Ignis 24 (Corded, Distressed Brass, Walnut, Without Diffuser): \$3,644 (Exc. IVA)
 Ignis 24 (Rigid, Distressed Brass, Walnut, With Diffuser): \$4,414 (Exc. IVA)
 Ignis 24 (Rigid, Distressed Brass, Walnut, Without Diffuser): \$3,981 (Exc. IVA)

Ignis 24 (Corded, Rose Gold, Dark Stained Walnut, With Diffuser): \$3,149 (Exc. IVA)
 Ignis 24 (Corded, Rose Gold, Dark Stained Walnut, Without Diffuser): \$2,709 (Exc. IVA)
 Ignis 24 (Rigid, Rose Gold, Dark Stained Walnut, With Diffuser): \$3,479 (Exc. IVA)
 Ignis 24 (Rigid, Rose Gold, Dark Stained Walnut, Without Diffuser): \$3,039 (Exc. IVA)
 Ignis 24 (Corded, Brushed Brass, Walnut, With Diffuser): \$3,087 (Exc. IVA)
 Ignis 24 (Corded, Brushed Brass, Walnut, Without Diffuser): \$2,647 (Exc. IVA)
 Ignis 24 (Rigid, Brushed Brass, Walnut, With Diffuser): \$3,417 (Exc. IVA)
 Ignis 24 (Rigid, Brushed Brass, Walnut, Without Diffuser): \$2,977 (Exc. IVA)
 Ignis 24 (Corded, Gloss White, White Washed Oak, With Diffuser): \$2,874 (Exc. IVA)
 Ignis 24 (Corded, Gloss White, White Washed Oak, Without Diffuser): \$2,434 (Exc. IVA)
 Ignis 24 (Rigid, Gloss White, White Washed Oak, With Diffuser): \$3,204 (Exc. IVA)
 Ignis 24 (Rigid, Gloss White, White Washed Oak, Without Diffuser): \$2,771 (Exc. IVA)



Ignis 17 / Ignis 24 pendant



Ignis 17 dimensions: 17" Ø, 11.5"
 Ignis 24 dimensions: 24" Ø, 14.75"
 Materials: solid wood, metal
 Ignis 17 weight: 7 lb
 Ignis 24 weight: 11 lb
 Wood grain will vary
 Specifications subject to change



Lamping
Integrated LED Specifications
 Light output: 1250 Lumens (source)
 Light color*: 2700 K or 3500 K
 Color accuracy: 90+ CRI
 Power usage: 13 W
 Input voltage: 120-277 V AC
 Dimmable: 0-10 V dimming at 120-277 V AC
 TRIAC and ELV dimming at 120 V AC only

MATERIAL & FINISH OPTIONS

Fixture Size	Ignis part # 06-220-
17" Ø	17
24" Ø	24
Standard Combinations (Shade, Frame)	
distressed brass, walnut	DW
distressed brass,	DD
dark stained walnut	RW
brushed brass, walnut	GD
brushed rose gold,	BD
dark stained walnut	BO
matte black with matte white interior, dark stained walnut	BW
matte black with matte white interior, white washed oak	WO
matte black with matte white interior, walnut	
gloss white, white washed oak	
Suspension Type	
corded	C
rigid	R
Lamping*	
integrated LED	L-27
with diffuser - 2700K	P1
integrated LED	L-35
with diffuser - 3500K	P1
medium base socket	S
without diffuser	
medium base socket	D
with diffuser	

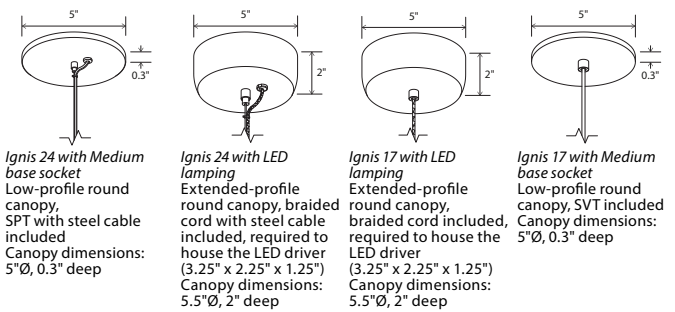
Medium Base E26 Specifications

Ignis 17 lamping:
 1x E26 base, type A lamp, 75 W max
 Ignis 24 lamping:
 3x E26 base, type A lamp, 75 W max each
 Bulbs not included
 Input voltage: 250 V AC max

Suspension Type
Corded
 8'-0" length of SVT wire is used. Wire is field adjustable and suitable for a sloped ceiling.
Rigid
 Stem comes 6' long and is field cuttable to length (.038" Ø)

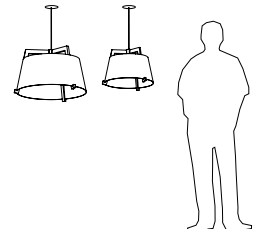
Suspension and Hardware Finish
Standard Combinations
 Come with either black or satin nickel suspension, canopy, and sockets:
 Black: DW, DD, RW, GD, BD, BO, BW
 Satin Nickel: WO
 Corded Versions
 White cord: satin nickel hardware
 Black cord: black hardware
 24" Ignis corded uses a 1/16" Ø steel cable for suspension

*Available in 3000K, 4000K and other color temperatures upon request



The Ignis and Imber were inspired by the same design principles that make Cerno and ICRAVE well suited to collaborate. Honesty, simplicity, elemental, timeless and quality are words that sit at the core of both companies' design ethos and we believe these light fixtures embrace these qualities well. Each fixture was reduced to its essential parts – frame and shade – highlighting the interplay of the components, and accentuating the clean lines of the form.

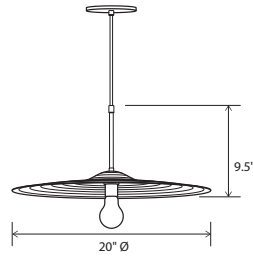
ICRAVE / Cerno



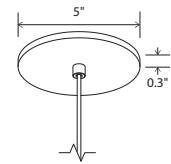




Ico
pendant



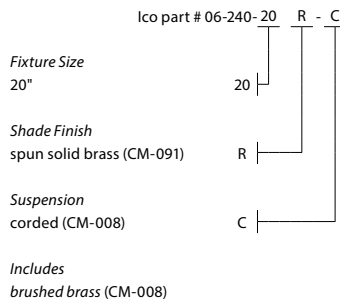
Dimensions: 20" Ø, 9.5"
 Materials: solid brass
 Product weight: 6 lb
 Light source: medium base E26 socket
 Lamping: 1x E26 base, 60 W max
 Bulbs not included
 Input voltage: 250 V AC max
 Textured Black Powdercoat (CM-049)
 low profile round canopy with Black Cloth Covered Cord (CM-090)
 Canopy dimensions: 5" Ø, 0.3"
 See website for more canopy information
 Field adjustable drop length: 0'9" min - 8'0" max
 Suitable for a sloped ceiling
 Specifications subject to change



low-profile round canopy




MATERIAL & FINISH OPTIONS



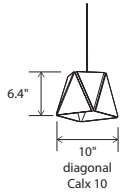
After working with drum cymbals on a few custom projects, we grew to appreciate the design and engineering that goes into these beautiful objects. Cymbals have a simple form, rich texture, and a beautiful brass finish. Modernism is often about utilizing what already exists and repurposing things, which is what we did with this fixture. The Ico looks excellent when paired with a simple light bulb.

Nick Sheridan
Designer



Calx 10: \$1,094 (Exc. IVA)
Calx 19: \$2,194 (Exc. IVA)

Calx 10
accent pendant



Dimensions: 6.75" x 6.75", 6.4"
 Materials: wood, metal, polymer
 Product weight: 2 lb
 Light source: integrated LED
 Light output: 345 Lumens (source)
 Light color*: 2700 K or 3500 K
 Color accuracy: 90+ CRI
 Power usage: 3.2 W
 Dimmable (see driver below)
 Driver location: must be housed in J-box
 Driver dimensions: 2" x 1.3" x 1", included
 White (CM-060) low-profile round canopy with white braided cord included
 Canopy dimensions: 5"Ø, 0.3"
 See website for more canopy information
 72" drop length, field adjustable
 Suitable for a sloped ceiling
 Wood grain will vary
 Specifications subject to change



MATERIAL & FINISH OPTIONS

Calx 10 part # 06-200-10

Metal Finish

- brushed aluminum (CM-012) A
- brushed rose gold (CM-046) G
- brushed brass (CM-047) R

Wood Finish

- walnut (CM-055) W
- dark stained walnut (CM-056) D

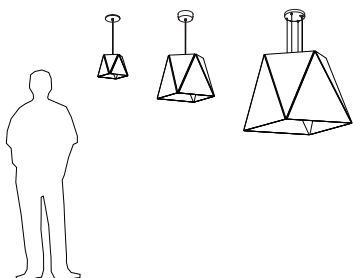
Lamping*

- 2700 K LED 27
- 3500 K LED 35

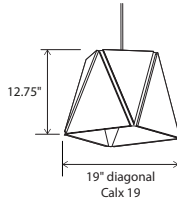
Driver

- 120VAC input voltage
- ELV dimming only P1

Calx sconce also available. [Click here.](#)



Calx 19
pendant



Dimensions: 13" x 13", 12.75"
 Materials: wood, metal, polymer
 Product weight: 7 lb
 Suitable for a sloped ceiling
Integrated LED Specifications
 Light output: 1250 Lumens (source)
 Light color*: 2700 K or 3500 K
 Color accuracy: 90+ CRI
 Power usage: 13 W
 Dimmable (see driver below)
 White (CM-060) extended-profile round canopy with white braided cord and steel cable included
 Canopy dimensions: 5"Ø, 2"
 Canopy required to house LED driver (3.3" x 1.6" x 1.0")
 See below for more canopy information
 72" drop length, field adjustable

Medium Base Specifications

Lamping: 1x E26 base, type A lamp, 60 W max
 Bulb not included
 Input voltage: 250 V AC max
 White (CM-060) low-profile round canopy with white SPT cord and steel cable included
 Canopy dimensions: 5"Ø, 0.3"
 72" drop length, field adjustable
 Suitable for a sloped ceiling
 Wood grain will vary
 Specifications subject to change



MATERIAL & FINISH OPTIONS

Calx 19 part # 06-200-19

Metal Finish

- brushed aluminum (CM-012) A
- brushed rose gold (CM-046) G
- brushed brass (CM-047) R

Wood Finish

- walnut (CM-055) W
- dark stained walnut (CM-056) D

Lamping*

- 2700 K LED 27
- 3500 K LED 35
- medium base E26 socket MB

Driver (LED version only)

- AC Input Voltage Range: 120-277 V
- 120 V input: TRIAC, ELV & 0-10 V dimmable
- 240 & 277 V input: only 0-10 V dimmable

Includes
 frosted polymer diffuser (CM-057)

*Available in 3000K, 4000K and other color temperatures upon request



Calx 10, walnut, brushed brass



Calx 19, walnut, brushed brass



The Calx is an example of modern design where the methods and the materials themselves are integral to its very conception, aligning form and function, which creates a synergy that is evident. The fixture ultimately forms a square aperture but enjoys a beautifully simple faceted structure.

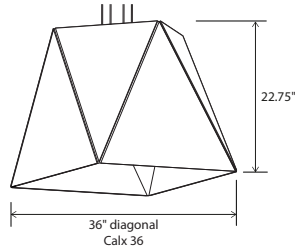
Nick Sheridan,
Designer

Calx 36: \$4,730 (Exc. IVA)



Calx 36, walnut, brushed brass

Calx 36
pendant



Dimensions: 25" x 25", 22.75"
 Materials: wood, metal, polymer
 Product weight: 18 lb
 Light source: 4x GU-24 base socket
 Lamping: 4x GU-24 base, 18 W max each
 Bulbs not included
 Input voltage: 300 V AC max
 White (CM-060) 8" round canopy included
 Canopy dimensions: 8"Ø, 1.25"
 See page left and website for more canopy information
 96" drop length, field adjustable
 Suitable for a sloped ceiling
 Wood grain will vary
 Specifications subject to change



MATERIAL & FINISH OPTIONS

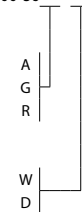
Calx 36 part # 06-200-36

Metal Finish

- brushed aluminum (CM-012)
- brushed rose gold (CM-046)
- brushed brass (CM-047)

Wood Finish

- walnut (CM-055)
- dark stained walnut (CM-056)



brushed brass
(CM-047)



brushed aluminum
(CM-012)



brushed rose gold
(CM-046)



walnut
(CM-055)

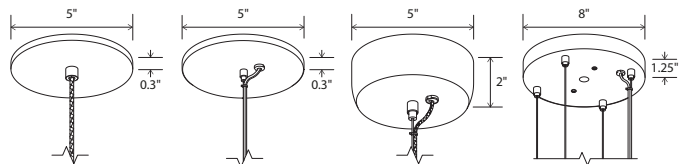


dark stained walnut
(CM-056)

Includes

frosted polymer diffuser (CM-057)


Calx sconce also available. [Click here.](#)



Calx 10
low-profile round canopy
with braided cord



Calx 19 E26
low-profile round
canopy with white SPT
with steel cable



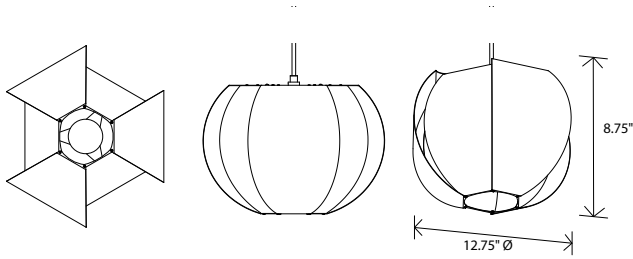
Calx 19 Integrated LED
extended-profile round
canopy braided cord
with steel cable



Calx 36
8" round canopy
clear SPT with
four 1/16" Ø steel cables

- Veris 12 (Brushed Aluminum): \$1,059 (Exc. IVA)**
- Veris 12 (Matte Black Exterior with Matte White Interior): \$915 (Exc. IVA)**
- Veris 12 (Distressed Brass): \$1,094 (Exc. IVA)**
- Veris 12 (Brushed Rose Gold): \$1,059 (Exc. IVA)**
- Veris 12 (Brushed Brass): \$1,059 (Exc. IVA)**
- Veris 12 (Gloss White): \$915 (Exc. IVA)**

Veris 12
pendant



Dimensions: 12.75" Ø, 8.75"
Product weight: 2 lb
Suitable for a sloped ceiling

Integrated LED Specifications

Light output: 1690 Lumens (source)
Light color: 2700 K, 3000 K, 3500 K or 4000 K
Color accuracy: 90+ CRI
Power usage: 19.5 W
Dimmable (see driver below)
Driver must be housed in J-box

E26 Medium Base Specifications

Driver dimensions: 3.3" x 1.6" x 1", included
Lamping: E26 base, type A lamp, 60 W max
Input voltage: 250 V AC max
Bulb not included

Textured Black Powdercoat (CM-049) low profile round canopy with SVT-3 Cable, Black (CM-039)
Canopy dimensions: 5" Ø, 0.3"
See website for more canopy information
Field adjustable drop length: 0'6" min - 8'0" max
Specifications subject to change



matte black (CM-085)
with matte white interior



brushed aluminum
(CM-012)



brushed rose gold
(CM-046)



brushed brass
(CM-047)



distressed brass
(CM-096)



gloss white
(CM-054)

MATERIAL & FINISH OPTIONS

Veris part # 06-260-12 -

Shade Material

- matte black (CM-085) with matte white interior B
- brushed aluminum (CM-012) A
- brushed rose gold (CM-046) G
- brushed brass (CM-047) R
- distressed brass (CM-096) D
- gloss white (CM-054) W

Lamping

- 2700 K LED 27
- 3000 K LED 30
- 3500 K LED 35
- 4000 K LED 40
- medium base E26 socket MB

Driver (LED version only)

- AC Input Voltage Range: 120-277 V
- 120 V input: TRIAC, ELV & 0-10 V dimmable
- 240 & 277 V input: only 0-10 V dimmable

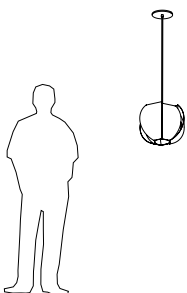


Veris 12, matte black with matte white interior



Veris, details

Veris was a concept we started exploring ten years ago. Two offset layers of petals simultaneously shield the light source while allowing reflected light to wash the inside petals, creating a dramatic ambient luminaire. The form materializes through a series of processes that utilize cutting edge CNC laser technology but still rely on skilled hand-rolling and bending of the aluminum petals.



- Veris 22 (Brushed Aluminum): \$1,485 (Exc. IVA)**
- Veris 22 (Matte Black Exterior with Matte White Interior): \$1,155 (Exc. IVA)**
- Veris 22 (Distressed Brass): \$1,568 (Exc. IVA)**
- Veris 22 (Brushed Rose Gold): \$1,485 (Exc. IVA)**
- Veris 22 (Brushed Brass): \$1,485 (Exc. IVA)**
- Veris 22 (Gloss White): \$1,155 (Exc. IVA)**



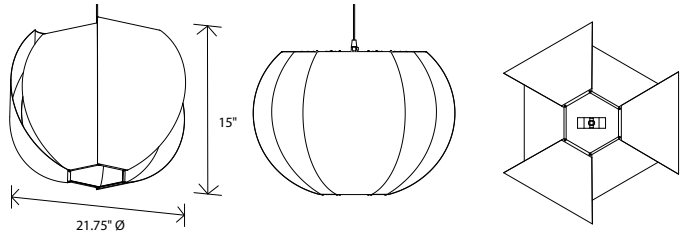
Veris 22, matte black with matte white interior



Veris, details

Veris was a concept we started exploring ten years ago. Two offset layers of petals simultaneously shield the light source while allowing reflected light to wash the inside petals, creating a dramatic ambient luminaire. The form materializes through a series of processes that utilize cutting edge CNC laser technology but still rely on skilled hand-rolling and bending of the aluminum petals.

Veris 22
pendant



Dimensions: 21.75" Ø, 15"
Product weight: 4 lb
Suitable for a sloped ceiling

Integrated LED Specifications
Light output: 1690 Lumens (source)
Light color: 2700 K, 3000 K, 3500 K or 4000 K
Color accuracy: 90+ CRI
Power usage: 19.5 W
Dimmable (see driver below)
Driver must be housed in J-box

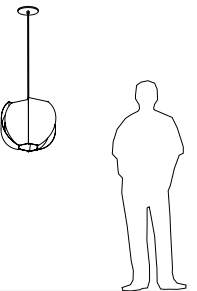

E26 Medium Base Specifications
Driver dimensions: 3.3" x 1.6" x 1", included
Lamping: 2x E26 base, type A lamp, 60 W max each
Input voltage: 250 V AC max
Bulb not included

Textured Black Powdercoat (CM-049) low profile round canopy with SVT-3 Cable, Black (CM-039)
Canopy dimensions: 5" Ø, 0.3"
See website for more canopy information
Field adjustable drop length: 0'6" min - 8'0" max
Specifications subject to change



MATERIAL & FINISH OPTIONS

Veris part # 06-260-22		-
Shade Material		
matte black (CM-085) with matte white interior	B	
brushed aluminum (CM-012)	A	
brushed rose gold (CM-046)	G	
brushed brass (CM-047)	R	
distressed brass (CM-096)	D	
gloss white (CM-054)	W	
Lamping		
2700 K LED	27	
3000 K LED	30	
3500 K LED	35	
4000 K LED	40	
medium base E26 socket	MB	
Driver (LED version only)		
AC Input Voltage Range: 120-277 V		
120 V input: TRIAC, ELV & 0-10 V dimmable	P1	
240 & 277 V input: only 0-10 V dimmable		






- Veris 34 (Brushed Aluminum): \$3,087 (Exc. IVA)**
- Veris 34 (Matte Black Exterior with Matte White Interior): \$2,434 (Exc. IVA)**
- Veris 34 (Distressed Brass): \$3,149 (Exc. IVA)**
- Veris 34 (Brushed Rose Gold): \$3,087 (Exc. IVA)**
- Veris 34 (Brushed Brass): \$3,087 (Exc. IVA)**
- Veris 34 (Gloss White): \$2,434 (Exc. IVA)**



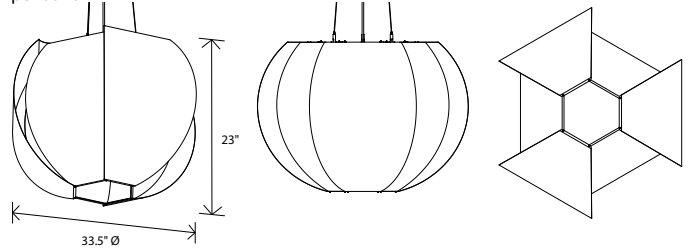
Veris 34, matte black with matte white interior



Veris, details

Veris was a concept we started exploring ten years ago. Two offset layers of petals simultaneously shield the light source while allowing reflected light to wash the inside petals, creating a dramatic ambient luminaire. The form materializes through a series of processes that utilize cutting edge CNC laser technology but still rely on skilled hand-rolling and bending of the aluminum petals.

Veris 34
pendant



Dimensions: 33.5" Ø, 23"
Product weight: 8 lb
Suitable for a sloped ceiling

Integrated LED Specifications
Light output: 2815 Lumens (source)
Light color: 2700 K, 3000 K, 3500 K or 4000 K
Color accuracy: 90+ CRI
Power usage: 32.5 W
Dimmable (see driver below)
Driver housed in extended canopy
Driver dimensions: 3.3" x 2.4" x 1", included

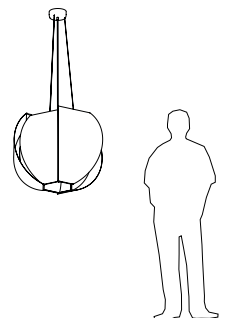
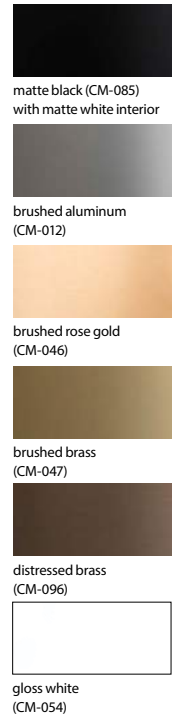
E26 Medium Base Specifications
Lamping: 3x E26 base, type A lamp, 60 W max each
Input voltage: 250 V AC max
Bulb not included

Textured Black Powdercoat (CM-049) extended round canopy with SVT-3 Cable, Black (CM-039) and 1/16" Stainless Steel Cables (CM-053)
Canopy dimensions: 5" Ø, 2"
See website for more canopy information
Field adjustable drop length: 1'0" min - 8'0" max
Specifications subject to change



MATERIAL & FINISH OPTIONS

Veris part # 06-260-34	
Shade Material	
matte black (CM-085) with matte white interior	B
brushed aluminum (CM-012)	A
brushed rose gold (CM-046)	G
brushed brass (CM-047)	R
distressed brass (CM-096)	D
gloss white (CM-054)	W
Lamping	
2700 K LED	27
3000 K LED	30
3500 K LED	35
4000 K LED	40
medium base E26 socket	MB
Driver (LED version only)	
AC Input Voltage Range: 120-277 V	
120 V input: TRIAC, ELV & 0-10 V dimmable	P1
240 & 277 V input: only 0-10 V dimmable	



Levis (Brushed Aluminum): \$681 (Exc. IVA)

Levis (Beech Veneer): \$681 (Exc. IVA)

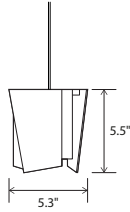
Levis (Frosted Polymer): \$654 (Exc. IVA)

Levis L (Brushed Aluminum): \$1,369 (Exc. IVA)

Levis L (Beech Veneer): \$1,314 (Exc. IVA)

Levis L (Frosted Polymer): \$1,224 (Exc. IVA)

Levis
accent pendant



Dimensions: 5.3" Ø, 5.5" H

Materials: polymer, veneer and aluminum options

Product weight: 1 lb

Energy efficient LED light source

Light output: 345 Lumens (source)

Light color*: 2700 K (warm) or 3500 K (cool)

Color accuracy: 90+ CRI

LED power consumption: 3.2W

Dimmable (see driver below)

Driver location: must be housed in J-box

Driver dimensions: 2" x 1.3" x 1", included

Brushed aluminum (CM-006) Low-Profile

Square Canopy included

Canopy dimensions: 4.5" x 4.5", 0.38"

Must use included external

LED driver (2.25" x 1.5" x 1")

Accent pendants can be clustered

by using Multi-Point Round Canopy or

Multi-Point Linear Canopy

See website for more canopy information

6'-0" drop length, field adjustable

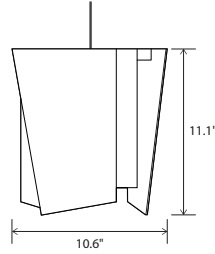
Suitable for a sloped ceiling

Wood grain will vary

Specifications subject to change



Levis L
pendant



Dimensions: 10.6" Ø, 11.1" H

Materials: polymer, veneer and aluminum options

Product weight: 7 lb

Suitable for a sloped ceiling

Integrated LED Specifications

Light output: 1250 Lumens (source)

Light color*: 2700 K or 3500 K

Color accuracy: 90+ CRI

Power usage: 13 W

Dimmable (see driver below)

Brushed aluminum (CM-006) extended-profile

square canopy with white braided cord included

Canopy dimensions: 4.5" x 4.5", 1.63"

Canopy required to house

LED driver (3.3" x 1.6" x 1.0")

See website for more canopy information

6'-0" drop length, field adjustable

Medium Base Specifications

Lamping: E26 base, type A lamp, 60 W max

Input voltage: 250 V AC Max

White (CM-060) low-profile round canopy with

clear SVT cord included

Canopy dimensions: 5"Ø, 0.3"

6'-0" drop length, field adjustable

Specifications subject to change



MATERIAL & FINISH OPTIONS

Levis accent part # 06-100-

Shade

frosted polymer (CM-024)

beech wood veneer (CM-019)

brushed aluminum (CM-012)

*Lamping**

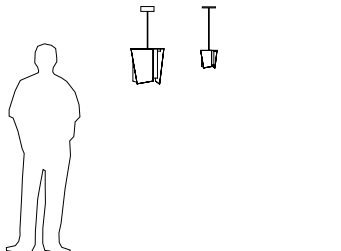
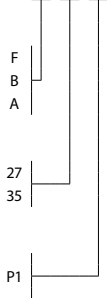
2700 K LED

3500 K LED

Driver

120 V AC input voltage

ELV dimming only



MATERIAL & FINISH OPTIONS

Levis L part # 06-170-

Shade

frosted polymer (CM-024)

beech wood veneer (CM-019)

brushed aluminum (CM-012)

*Lamping**

2700 K LED

3500 K LED

medium base E26 socket

Driver (LED version only)

AC Input Voltage Range: 120-

277 V

120 V input: TRIAC, ELV & 0-10

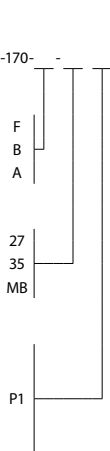
V dimmable

240 & 277 V input: only 0-10

V dimmable

*Available in 3000K, 4000K and other color


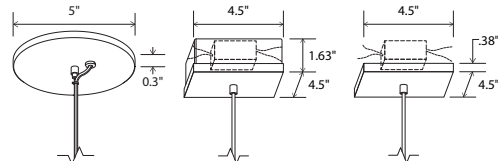
temperatures upon request



Levis L, frosted polymer

The Levis is simple and clean at first glance: complex upon closer review. The rhythm in the facets gives a dynamic feel from different vantage points, creating a sophistication to its presence.

Nick Sheridan
Designer



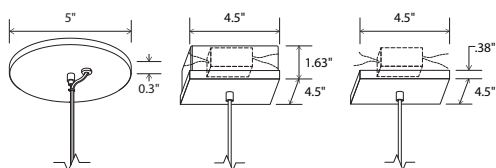
Mica: \$894 (Exc. IVA)
Mica L: \$1,451 (Exc. IVA)



Mica, walnut

The Mica is simply a cube, which has been carefully deconstructed to a sculptural state. By way of the fixture's orientation and petal material composition, it exudes a certain organic symmetry. The Mica accent pendant acts as a beautiful node, creating a sense of space marked with an ambient glow.


Nick Sheridan
 Designer



walnut (CM-001)



dark stained walnut (CM-002)



Mica LE26 low-profile round canopy with SVT cord

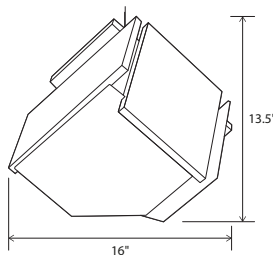


Mica L Integrated LED extended-profile square canopy



Mica low-profile square canopy

Mica L
 pendant



Dimensions: 16" Ø, 13.5"
 Materials: solid wood, polymer
 Product weight: 8 lb
 Suitable for a sloped ceiling

Integrated LED Specifications

Light output: 1250 Lumens (source)
 Light color*: 2700 K or 3500 K
 Color accuracy: 90+ CRI
 Power usage: 13 W
 Dimmable (see driver below)
 Brushed aluminum (CM-006) extended-profile square canopy with white braided cord included
 Canopy dimensions: 4.5" x 4.5", 1.63"
 Canopy required to house LED driver (3.3" x 1.6" x 1.0")
 See website for more canopy information
 6'-0" drop length, field adjustable

Medium Base Specifications

Lamping: E26 base, type A lamp, 60 W max
 Bulb not included
 Input voltage: 250 V AC max
 White (CM-060) low-profile round canopy with clear SVT cord included
 Canopy dimensions: 5"Ø, 0.3"
 6'-0" drop length, field adjustable

Wood grain will vary
 Specifications subject to change



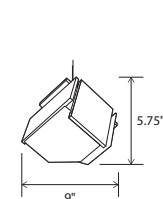
MATERIAL & FINISH OPTIONS

Mica L part # 06-180-	
Wood Body	W
walnut (CM-001)	D
dark stained walnut (CM-002)	
Lamping*	27
2700 K LED	35
3500 K LED	MB
medium base E26 socket	
Driver (LED version only)	P1
AC Input Voltage Range: 120-277 V	
120 V input: TRIAC, ELV & 0-10 V dimmable	
240 & 277 V input: only 0-10 V dimmable	

Includes frosted polymer (CM-024)

*Available in 3000K, 4000K and other color temperatures upon request

Mica
 accent pendant

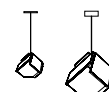


Dimensions: 9" Ø, 5.75"
 Materials: solid wood, polymer
 Product weight: 3 lb
 Light source: integrated LED
 Light output: 345 Lumens (source)
 Light color*: 2700 K or 3500 K
 Color accuracy: 90+ CRI
 Power usage: 3.2 W
 Dimmable (see driver below)
 Driver location: must be housed in J-box
 Driver dimensions: 2" x 1.3" x 1", included
 Brushed aluminum (CM-006) low-profile square canopy with white braided cord included
 Canopy dimensions: 4.5" x 4.5", 0.38"
 External LED driver (2.25" x 1.5" x 1")
 Accent pendants can be clustered by using multi-point round canopy or multi-point linear canopy
 See website for more canopy information
 6'-0" drop length, field adjustable
 Suitable for a sloped ceiling
 Wood grain will vary
 Specifications subject to change



MATERIAL & FINISH OPTIONS

Mica part # 06-160-	
Wood Body	W
walnut (CM-001)	D
dark stained walnut (CM-002)	
Lamping*	27
2700 K LED	35
3500 K LED	MB
Driver	P1
120 V AC input voltage	
ELV dimming only	
Includes	
frosted polymer (CM-024)	

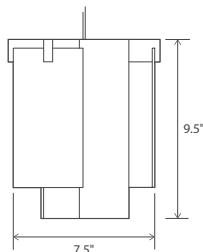


Salix: \$1,045 (Exc. IVA)

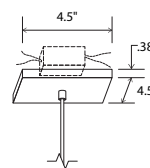


Salix, brushed aluminum

Salix
accent pendant



Dimensions: 7.5" x 7.5", 9.0"
 Materials: solid wood, polymer, aluminum
 Product weight: 3 lb
 Light source: integrated LED
 Light output: 345 Lumens (source)
 Light color*: 2700 K or 3500 K
 Color accuracy: 90+ CRI
 Power usage: 3.2 W
 Dimmable (see driver below)
 Driver location: must be housed in J-box
 Driver dimensions: 2" x 1.3" x 1", included
 Brushed aluminum (CM-006) low-profile square canopy with white braided cord included
 Canopy dimensions: 4.5" x 4.5", 0.38"
 Must use included external LED driver (2.25" x 1.5" x 1")
 Accent pendants can be clustered by using multi-point round canopy or multi-point linear canopy
 See website for more canopy information
 6'-0" drop length, field adjustable
 Suitable for a sloped ceiling
 Wood grain will vary
 Specifications subject to change



low-profile square canopy



MATERIAL & FINISH OPTIONS

	Salix part # 06-120-W	A -
Wood Body		
walnut (CM-001)	W	
Metal Finish		
brushed aluminum (CM-012)	A	
Lamping*		
2700 K LED	27	
3500 K LED	35	
Driver		
120VAC input voltage	P1	
ELV dimming only		

Includes
 frosted polymer (CM-024)

*Available in 3000K, 4000K and other color temperatures upon request



Salix, brushed aluminum

The Salix pendant's materials and proportions are in perfect harmony. The brushed aluminum set against the oiled walnut in this fixture still feels strikingly fresh and beautiful after years of production.

Nick Sheridan
 Designer





The Plura is a simple, straight forward fixture that is excellently executed. With the Plura it was about resolving the seams and edges and their relationships to one another. The result is a scalable fixture that has a sharp, sophisticated feel.

*Nick Sheridan
Designer*

BOBBY BERK INTERIORS AND DESIGN

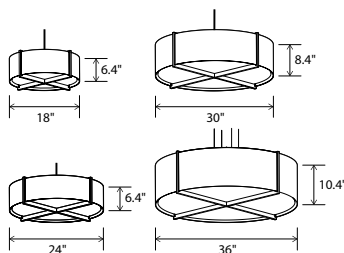
- Plura 18 (Dark Stained Walnut, Brushed Aluminum/ Distressed Brass/ Rose Gold/ Brushed Brass): \$1,087 (Exc. IVA)
- Plura 18 (Dark Stained Walnut, Matte Black w/ White Interior/Frosted Polymer/Gloss White): \$970 (Exc. IVA)
- Plura 18 (White Washed Oak, Brushed Aluminum/ Distressed Brass/ Rose Gold/ Brushed Brass): \$1,087 (Exc. IVA)
- Plura 18 (White Washed Oak, Matte Black w/ White Interior/Frosted Polymer/Gloss White): \$970 (Exc. IVA)
- Plura 18 (Walnut, Brushed Aluminum/ Distressed Brass/ Rose Gold/ Brushed Brass): \$1,087 (Exc. IVA)
- Plura 18 (Walnut, Matte Black w/ White Interior/Frosted Polymer/Gloss White): \$970 (Exc. IVA)
- Plura 24 (Dark Stained Walnut, Brushed Aluminum/ Distressed Brass/ Rose Gold/ Brushed Brass): \$1,300 (Exc. IVA)
- Plura 24 (Dark Stained Walnut, Matte Black w/ White Interior/Frosted Polymer/Gloss White): \$1,121 (Exc. IVA)
- Plura 24 (White Washed Oak, Brushed Aluminum/ Distressed Brass/ Rose Gold/ Brushed Brass): \$1,300 (Exc. IVA)
- Plura 24 (White Washed Oak, Matte Black w/ White Interior/Frosted Polymer/Gloss White): \$1,121 (Exc. IVA)
- Plura 24 (Walnut, Brushed Aluminum/ Distressed Brass/ Rose Gold/ Brushed Brass): \$1,300 (Exc. IVA)
- Plura 24 (Walnut, Matte Black w/ White Interior/Frosted Polymer/Gloss White): \$1,121 (Exc. IVA)

- Plura 30 (Dark Stained Walnut, Brushed Aluminum/ Distressed Brass/ Rose Gold/ Brushed Brass): \$1,967 (Exc. IVA)
- Plura 30 (Dark Stained Walnut, Matte Black w/ White Interior/Frosted Polymer/Gloss White): \$1,726 (Exc. IVA)
- Plura 30 (White Washed Oak, Brushed Aluminum/ Distressed Brass/ Rose Gold/ Brushed Brass): \$1,967 (Exc. IVA)
- Plura 30 (White Washed Oak, Matte Black w/ White Interior/Frosted Polymer/Gloss White): \$1,726 (Exc. IVA)
- Plura 30 (Walnut, Brushed Aluminum/ Distressed Brass/ Rose Gold/ Brushed Brass): \$1,967 (Exc. IVA)
- Plura 30 (Walnut, Matte Black w/ White Interior/Frosted Polymer/Gloss White): \$1,726 (Exc. IVA)
- Plura 36 (Dark Stained Walnut, Brushed Aluminum/ Distressed Brass/ Rose Gold/ Brushed Brass): \$2,675 (Exc. IVA)
- Plura 36 (Dark Stained Walnut, Matte Black w/ White Interior/Frosted Polymer/Gloss White): \$2,331 (Exc. IVA)
- Plura 36 (White Washed Oak, Brushed Aluminum/ Distressed Brass/ Rose Gold/ Brushed Brass): \$2,675 (Exc. IVA)
- Plura 36 (White Washed Oak, Matte Black w/ White Interior/Frosted Polymer/Gloss White): \$2,331 (Exc. IVA)
- Plura 36 (Walnut, Brushed Aluminum/ Distressed Brass/ Rose Gold/ Brushed Brass): \$2,675 (Exc. IVA)
- Plura 36 (Walnut, Matte Black w/ White Interior/Frosted Polymer/Gloss White): \$2,331 (Exc. IVA)



36 Pendant, walnut

Plura pendant



- Dimensions:
 Plura 18: 18" Ø, 6.4"
 Plura 24: 24" Ø, 6.4"
 Plura 30: 30" Ø, 8.4"
 Plura 36: 36" Ø, 10.4"
 Materials: solid wood, polymer
 Product weight:
 Plura 18: 5 lb
 Plura 24: 6 lb
 Plura 30: 9 lb
 Plura 36: 13 lb

- Integrated LED Specifications
 Light output:
 Plura 18 & 24: 1690 Lumens (source)
 Plura 30 & 36: 2815 Lumens (source)
 Light color*: 2700 K or 3500 K
 Color accuracy: 90+ CRI
 Power usage:
 Plura 18 & 24: 19.5 W
 Plura 30 & 36: 32.5 W
 Dimmable (see driver below)
 Plura 18 & 24 driver location: must be housed in J-box
 Driver dimensions: 3.3" x 1.6" x 1", included
 Plura 30 & 36 driver location: housed in canopy

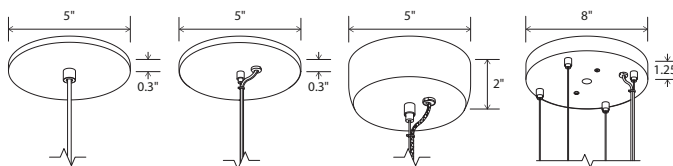
- GU-24 Base Specifications
 Light source:
 Plura 18 & 24: 2x GU-24 base socket
 Plura 30 & 36: 4x GU-24 base socket
 Lamping:
 Plura 18 & 24: 2x GU-24 base, 18 W max each
 Plura 30 & 36: 4x GU-24 base, 18 W max each
 Bulbs not included
 Input voltage: 300 V AC max

- 96" drop length, field adjustable
 Suitable for a sloped ceiling
 Wood grain will vary
 Specifications subject to change




MATERIAL & FINISH OPTIONS

Plura pendant part # 06-230-	
Ø:	
18" Ø	18
24" Ø	24
30" Ø	30
36" Ø	36
Wood Body	
walnut (CM-001)	W
dark stained walnut (CM-002)	D
white washed oak (CM-095)	O
Shade Material	
frosted polymer (CM-051)	F
matte black (CM-085)	B
with matte white interior	
brushed aluminum (CM-012)	A
brushed rose gold (CM-046)	G
brushed brass (CM-047)	R
distressed brass (CM-096)	D
gloss white (CM-054)	W
Lamping*	
2700 K LED	27
3500 K LED	35
GU-24 base sockets	GU
Driver (LED version only)	
AC Input Voltage Range:	
120-277 V	
120 V input: TRIAC, ELV & 0-10 V dimmable	P1
240 & 277 V input: only 0-10 V dimmable	



Plura 18 and Plura 24 low-profile round canopy with white SVT
 Plura 30 GU-24 Base Sockets low-profile round canopy clear SPT with steel cable
 Plura 30 Integrated LED extended round canopy, clear SPT with steel cable
 Plura 36 8" round canopy clear SPT with four 1/16" Ø steel cables



white washed oak (CM-095)

frosted polymer (CM-051)

brushed rose gold (CM-046)

walnut (CM-001)

matte black (CM-085) with matte white interior

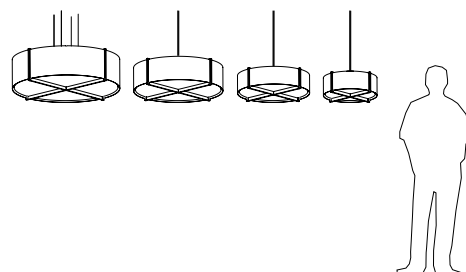
brushed brass (CM-047)

gloss white (CM-054)

dark stained walnut (CM-002)

brushed aluminum (CM-012)

distressed brass (CM-096)





Flush Mount



Casia 14



Casia 18



Plura



Plura



Casia 22



Casia 22



Volo



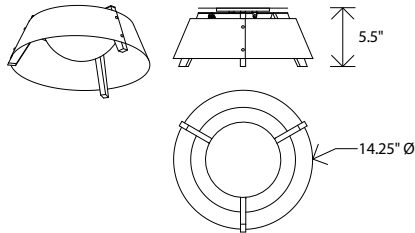
Volo

Casia 14 (Matte Black Exterior with Matte White Interior, Dark Stained Walnut/White Washed Oak / Walnut): \$853 (Exc. IVA)

Casia 14 (Distressed Brass, Dark Stained Walnut/White Washed Oak / Walnut): \$1,259 (Exc. IVA)

Casia 14 (Gloss White, Dark Stained Walnut/White Washed Oak / Walnut): \$853 (Exc. IVA)

Casia 14
flush mount



walnut (CM-001)



dark stained walnut (CM-002)



white washed oak (CM-095)



matte black (CM-085) with matte white interior



distressed brass (CM-009)



gloss white (CM-054)

Dimensions: 14.25" Ø, 5.5"
Product weight: 3 lb
Light output: minimum 831 Lumens (source)
See Lamping options below
Light Color Options*:
2700 K - 831 Lumens (source)
3500 K - 873 Lumens (source)
Color accuracy: 90+ CRI
Power usage: 10 W
Dimmable (see power options below)
Wood grain will vary
Specifications subject to change



MATERIAL & FINISH OPTIONS

Casia 14 part # 08-110-14

Shade Material

- matte black (CM-085) with matte white interior B
- distressed brass (CM-009) D
- gloss white (CM-054) W

Wood Body

- walnut (CM-001) W
- dark stained walnut (CM-002) D
- white washed oak (CM-095) O

Lamping

- 2700 K LED - 831 Lumens (source) 27
- 3500 K LED - 873 Lumens (source) 35

Power Option

- 120-277 V AC input voltage TRIAC and ELV dimming P1


Includes: white glass diffuser (CM-109)
Available in a pendant version
*Available in 3000K, 4000K and other color temperatures upon request



Casia 14, white washed oak, gloss white



Casia detail



Casia is a fresh and innovative approach to a flush mount light fixture. Each carefully selected material plays an integral role in the aesthetic design and performance. The wood arms, metal shade, and glass diffuser combine to create a minimalist form well suited for a modern environment or a more traditional space. The 14" version works well in bathrooms, closets, narrow corridors, and smaller kitchens. The 18" and 22" sizes are incredibly dynamic and work well in different environments such as commercial, residential, and hospitality applications.

Casia 18 (Matte Black Exterior with Matte White Interior, Dark Stained Walnut/White Washed Oak / Walnut): \$942 (Exc. IVA)

Casia 18 (Distressed Brass, Dark Stained Walnut/White Washed Oak / Walnut): \$1,424 (Exc. IVA)

Casia 18 (Gloss White, Dark Stained Walnut/White Washed Oak / Walnut): \$942 (Exc. IVA)



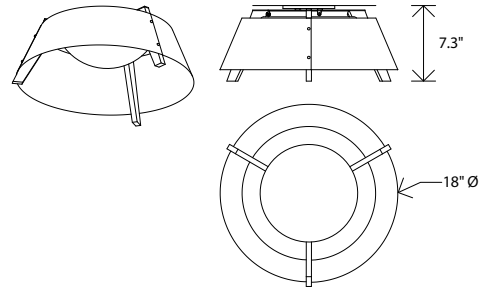
Casia 18, dark stain walnut, matte black with matte white interior



Casia detail

Casia 18

flush mount



Dimensions: 18" Ø, 7.3"
 Product weight: 4 lb
 Light output: minimum 1310 Lumens (source)
 See Lamping options below
 Light Color Options*:
 2700 K - 1310 Lumens (source)
 3500 K - 1378 Lumens (source)
 Color accuracy: 90+ CRI
 Power usage: 15 W
 Dimmable (see power options below)
 Wood grain will vary
 Specifications subject to change



MATERIAL & FINISH OPTIONS

Casia 18 part # 08-110-18	
Shade Material	
matte black (CM-085) with matte white interior	B
distressed brass (CM-009)	D
gloss white (CM-054)	W
Wood Body	
walnut (CM-001)	W
dark stained walnut (CM-002)	D
white washed oak (CM-095)	O
Lamping*	
2700 K LED - 1310 Lumens (source)	27
3500 K LED - 1378 Lumens (source)	35
Power Option	
120-277 V AC input voltage TRIAC and ELV dimming	P1



walnut (CM-001)



dark stained walnut (CM-002)



white washed oak (CM-095)



matte black (CM-085) with matte white interior



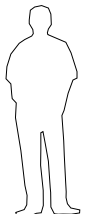
distressed brass (CM-009)




gloss white (CM-054)

Includes: white glass diffuser (CM-109)
 Available in a pendant version
 *Available in 3000K, 4000K and other color temperatures upon request

Casia is a fresh and innovative approach to a flush mount light fixture. Each carefully selected material plays an integral role in the aesthetic design and performance. The wood arms, metal shade, and glass diffuser combine to create a minimalist form well suited for a modern environment or a more traditional space. The 14" version works well in bathrooms, closets, narrow corridors, and smaller kitchens. The 18" and 22" sizes are incredibly dynamic and work well in different environments such as commercial, residential, and hospitality applications.





Casia 22 (Matte Black Exterior with Matte White Interior, Dark Stained Walnut/White Washed Oak / Walnut): \$1,073 (Exc. IVA)

Casia 22 (Distressed Brass, Dark Stained Walnut/White Washed Oak / Walnut): \$1,575 (Exc. IVA)

Casia 22 (Gloss White, Dark Stained Walnut/White Washed Oak / Walnut): \$1,073 (Exc. IVA)

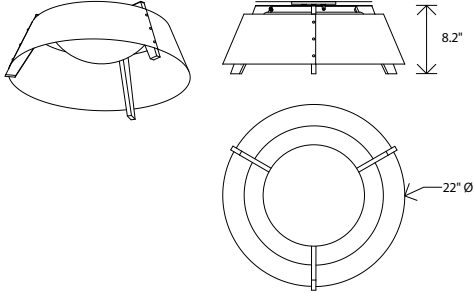


Casia 22, dark stain walnut, distressed brass



Casia detail

Casia 22
flush mount



Dimensions: 21.5" Ø, 8.2"
 Product weight: 5 lb
 Light output: minimum 1981 Lumens (source)
 See Lamping options below
 Light Color Options*:
 2700 K - 1981 Lumens (source)
 3500 K - 2083 Lumens (source)
 Color accuracy: 90+ CRI
 Power usage: 23 W
 Dimmable (see power options below)
 Wood grain will vary
 Specifications subject to change



MATERIAL & FINISH OPTIONS

Casia 22 part # 08-110-22	
Shade Material	
matte black (CM-085) with matte white interior	B
distressed brass (CM-009)	D
gloss white (CM-054)	W
Wood Body	
walnut (CM-001)	W
dark stained walnut (CM-002)	D
white washed oak (CM-095)	O
Lamping*	
2700 K LED - 1981 Lumens (source)	27
3500 K LED - 2083 Lumens (source)	35
Power Option	
120-277 V AC input voltage TRIAC and ELV dimming	P1



walnut (CM-001)



dark stained walnut (CM-002)



white washed oak (CM-095)



matte black (CM-085) with matte white interior




distressed brass (CM-009)



gloss white (CM-054)

Includes: white glass diffuser (CM-109)
 Available soon in a pendant version
 *Available in 3000K, 4000K and other color temperatures upon request

Casia is a fresh and innovative approach to a flush mount light fixture. Each carefully selected material plays an integral role in the aesthetic design and performance. The wood arms, metal shade, and glass diffuser combine to create a minimalist form well suited for a modern environment or a more traditional space. The 14" version works well in bathrooms, closets, narrow corridors, and smaller kitchens. The 18" and 22" sizes are incredibly dynamic and work well in different environments such as commercial, residential, and hospitality applications.





Plura 18 (Dark Stained Walnut, Brushed Aluminum/ Distressed Brass/ Rose Gold/ Brushed Brass): \$1,052 (Exc. IVA)
 Plura 18 (Dark Stained Walnut, Matte Black w/ White Interior/Frosted Polymer/Gloss White): \$929 (Exc. IVA)
 Plura 18 (White Washed Oak, Brushed Aluminum/ Distressed Brass/ Rose Gold/ Brushed Brass): \$1,052 (Exc. IVA)
 Plura 18 (White Washed Oak, Matte Black w/ White Interior/Frosted Polymer/Gloss White): \$929 (Exc. IVA)
 Plura 18 (Walnut, Brushed Aluminum/ Distressed Brass/ Rose Gold/ Brushed Brass): \$1,052 (Exc. IVA)
 Plura 18 (Walnut, Matte Black w/ White Interior/Frosted Polymer/Gloss White): \$929 (Exc. IVA)
 Plura 24 (Dark Stained Walnut, Brushed Aluminum/ Distressed Brass/ Rose Gold/ Brushed Brass): \$1,279 (Exc. IVA)
 Plura 24 (Dark Stained Walnut, Matte Black w/ White Interior/Frosted Polymer/Gloss White): \$1,094 (Exc. IVA)
 Plura 24 (White Washed Oak, Brushed Aluminum/ Distressed Brass/ Rose Gold/ Brushed Brass): \$1,279 (Exc. IVA)
 Plura 24 (White Washed Oak, Matte Black w/ White Interior/Frosted Polymer/Gloss White): \$1,094 (Exc. IVA)
 Plura 24 (Walnut, Brushed Aluminum/ Distressed Brass/ Rose Gold/ Brushed Brass): \$1,279 (Exc. IVA)
 Plura 24 (Walnut, Matte Black w/ White Interior/Frosted Polymer/Gloss White): \$1,094 (Exc. IVA)

Plura 30 (Dark Stained Walnut, Matte Black w/ White Interior/Frosted Polymer/Gloss White): \$1,437 (Exc. IVA)
 Plura 30 (White Washed Oak, Brushed Aluminum/ Distressed Brass/ Rose Gold/ Brushed Brass): \$1,802 (Exc. IVA)
 Plura 30 (White Washed Oak, Matte Black w/ White Interior/Frosted Polymer/Gloss White): \$1,437 (Exc. IVA)
 Plura 30 (Walnut, Brushed Aluminum/ Distressed Brass/ Rose Gold/ Brushed Brass): \$1,802 (Exc. IVA)
 Plura 30 (Walnut, Matte Black w/ White Interior/Frosted Polymer/Gloss White): \$1,437 (Exc. IVA)
 Plura 36 (Dark Stained Walnut, Brushed Aluminum/ Distressed Brass/ Rose Gold/ Brushed Brass): \$2,558 (Exc. IVA)
 Plura 36 (Dark Stained Walnut, Matte Black w/ White Interior/Frosted Polymer/Gloss White): \$2,104 (Exc. IVA)
 Plura 36 (White Washed Oak, Brushed Aluminum/ Distressed Brass/ Rose Gold/ Brushed Brass): \$2,558 (Exc. IVA)
 Plura 36 (White Washed Oak, Matte Black w/ White Interior/Frosted Polymer/Gloss White): \$2,104 (Exc. IVA)
 Plura 36 (Walnut, Brushed Aluminum/ Distressed Brass/ Rose Gold/ Brushed Brass): \$2,558 (Exc. IVA)
 Plura 36 (Walnut, Matte Black w/ White Interior/Frosted Polymer/Gloss White): \$2,104 (Exc. IVA)

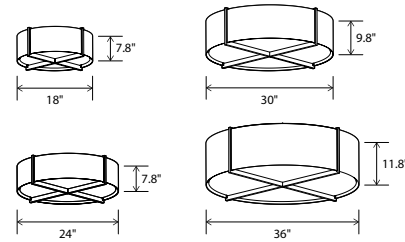
Plura
flush mount



Plura 36 flush mount, walnut

The Plura is a simple, straight forward fixture that is excellently executed. With the Plura it was about resolving the seams and edges and their relationships to one another. The result is a scalable fixture that has a sharp, sophisticated feel.

Nick Sheridan
Designer



Dimensions:

- Plura 18: 18" Ø, 7.8"
- Plura 24: 24" Ø, 7.8"
- Plura 30: 30" Ø, 9.8"
- Plura 36: 36" Ø, 11.8"
- Materials: solid wood, metal, polymer
- Product weight:
- Plura 18: 5 lb
- Plura 24: 6 lb
- Plura 30: 9 lb
- Plura 36: 13 lb

Integrated LED Specifications

- Light output:
- Plura 18 & 24: 1690 Lumens (source)
- Plura 30 & 36: 2815 Lumens (source)
- Light color: 2700 K or 3500 K
- Color accuracy: 90+ CRI
- Power usage:
- Plura 18 & 24: 19.5 W
- Plura 30 & 36: 32.5 W
- Dimmable (see driver below)

GU-24 Base Specifications

- Light source:
- Plura 18 & 24: 2x GU-24 base socket
- Plura 30 & 36: 4x GU-24 base socket
- Lamping:
- Plura 18 & 24: 2x GU-24 base, 18 W max each
- Plura 30 & 36: 4x GU-24 base, 18 W max each
- Bulbs not included
- Input voltage: 300 V AC max

- Suitable for a sloped ceiling
- Wood grain will vary
- Specifications subject to change

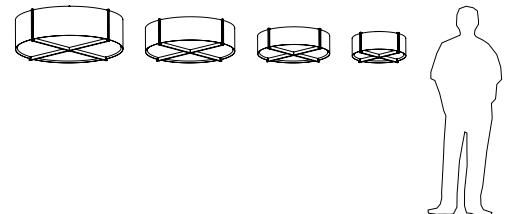


Emergency backup option available upon request
 Also available in a pendant version

MATERIAL & FINISH OPTIONS

Plura flush mount part # 08-100-

Ø:		
18" Ø	18	
24" Ø	24	
30" Ø	30	
36" Ø	36	
Wood Body		
walnut (CM-001)	W	
dark stained walnut (CM-002)	D	
white washed oak (CM-095)	O	
Shade Material		
frosted polymer (CM-051)	F	
matte black (CM-085)	B	
with matte white interior		
brushed aluminum (CM-012)	A	
brushed rose gold (CM-046)	G	
brushed brass (CM-047)	R	
distressed brass (CM-096)	D	
gloss white (CM-054)	W	
Lamping		
2700 K LED	27	
3500 K LED	35	
GU-24 base sockets	GU	
Driver (LED version only)		
AC Input Voltage Range:		
120-277 V		
120 V input: TRIAC, ELV & 0-10 V dimmable		
240 & 277 V input: only 0-10 V dimmable	P1	





Volo (Blanc - White Shade Exterior, White Shade Interior, White Washed Oak Disc): \$1,781 (Exc. IVA)

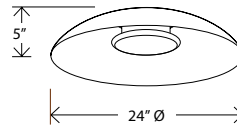
Volo (Cava - White Shade Exterior, Brushed Brass Shade Interior, Walnut Disc): \$1,994 (Exc. IVA)

Volo (Deux - Black Shade Exterior, White Shade Interior, Walnut Disc): \$1,919 (Exc. IVA)

Volo (Noir - Black Shade Exterior, Brushed Brass Shade Interior, Dark Stained Walnut): \$1,994 (Exc. IVA)



Volo
flush mount



Dimensions: 24" Ø, 5"
 Product weight: 7 lb
 Light Source: integrated LED
 Light output: 2625 Lumens (source)
 Output based on white shade interior
 Alternate finishes will reduce lumen output
 Light color options: 2700 K, 3000 K, 3500 K, or 4000 K
 Color accuracy: 90+ CRI
 Power usage: 27 W
 Dimmable (see power options below)
 Wood grain will vary
 Specifications subject to change



MATERIAL & FINISH OPTIONS

Volo flush mount part # 08-120-

Finish Options


- noir - black shade exterior, brushed brass shade interior, dark stained walnut disc
- blanc - white shade exterior, white shade interior, white washed oak disc
- cava - black shade exterior, brushed brass shade interior, walnut disc
- deux - black shade exterior, white shade interior, walnut disc

Lamping*


- 2700 K LED
- 3000 K LED
- 3500 K LED
- 4000 K LED

Power Option

120-277 V AC input voltage
 TRIAC, ELV & 0-10 dimming



The handcrafted Volo flush mount is a celebration of natural materials. The solid hardwood, brass finish, and aluminum showcase the purposeful design that went into each detail. The indirect LED light source emits light of beautiful quality.





Outdoor Sconces



Tersus Outdoor




Calx Outdoor



Ansa Outdoor



Acuo Outdoor



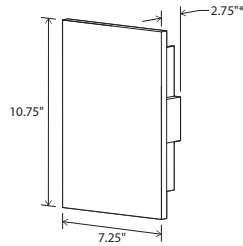
Creo Outdoor



Dea Outdoor

- Tersus Outdoor (Black Concrete): \$880 (Exc. IVA)**
- Tersus Outdoor (Matte Grey Powdercoat): \$956 (Exc. IVA)**
- Tersus Outdoor (Textured Black Powdercoat): \$956 (Exc. IVA)**
- Tersus Outdoor (Antique Bronze): \$1,210 (Exc. IVA)**
- Tersus Outdoor (Marine Grade Brushed Stainless Steel): \$956 (Exc. IVA)**
- Tersus Outdoor (White Concrete): \$880 (Exc. IVA)**
- Tersus Outdoor (Textured White Powdercoat): \$956 (Exc. IVA)**

Tersus Outdoor
sconce



Dimensions: 10.75" x 7.25" x 2.75" (3.5" concrete)
 Product weight: 4 lb (9 lb concrete)
 Light source: integrated LED
 Light output: see options below
 Light color options: 2700 K, 3000K, 3500 K, or 4000 K
 Color accuracy: 90+ CRI
 Power usage: 13 W
 Dimmable (see options below)
 UL listed for wet locations, suitable for use indoor and outdoors
 Antique bronze and concrete finishes will vary
 Antique bronze is a living finish and will change over time depending
 on environmental conditions
 Custom backlit address or room numbers available
 Specifications subject to change
 J-box centered behind fixture



MATERIAL & FINISH
OPTIONS

Tersus part # 03-242-



white concrete
(CM-104)



black concrete
(CM-105)



marine grade brushed
stainless steel (CM-102)



antique bronze (CM-103)



textured black powder-
coat (CM-099)



textured white powder-
coat (CM-100)



matte grey powdercoat
(CM-101)

Shade Material

- white concrete (CM-104)
- black concrete (CM-105)
- marine grade brushed stainless steel (CM-102)
- antique bronze (CM-103)
- textured black powdercoat (CM-099)
- textured white powdercoat (CM-100)
- matte grey powdercoat (CM-101)

Lamping

- 2700 K LED
- 3000 K LED
- 3500 K LED
- 4000 K LED

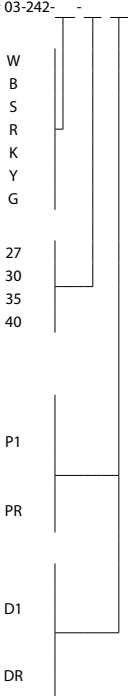
Light Distribution and Driver Options

Uplight & Downlight

- 120-277 V AC input voltage
- Standard output - 1130 Lumens (source)
- 120 V input: TRIAC, ELV & 0-10 V dimmable
- 240 & 277 V input: only 0-10 V dimmable
- Reduced output - 540 Lumens (source)
- Nondimmable

Downlight Only - Dark Sky Compliant

- 120-277 V AC input voltage
- Standard output - 1130 Lumens (source)
- 120 V input: TRIAC, ELV & 0-10 V dimmable
- 240 & 277 V input: only 0-10 V dimmable
- Reduced output - 540 Lumens (source)
- Nondimmable




Includes

- marine grade brushed stainless steel (CM-102)
(except for Antique Bronze version)
- 2700 K & 3000 K downlight only options are dark sky compliant



Tersus Outdoor, antique bronze



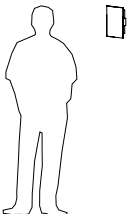
Textured white powdercoat



Black concrete

Cerno's Tersus Outdoor sconce is an existing design that we modified to withstand the elements. The materials and components were meticulously designed and engineered to comply and pass UL's wet location requirements.

Nick Sheridan
Designer



- Calx Outdoor (Matte Grey Powdercoat): \$929 (Exc. IVA)
- Calx Outdoor (Textured Black Powdercoat): \$929 (Exc. IVA)
- Calx Outdoor (Antique Bronze): \$1,025 (Exc. IVA)
- Calx Outdoor (Marine Grade Brushed Stainless Steel): \$956 (Exc. IVA)
- Calx Outdoor (Textured White Powdercoat): \$929 (Exc. IVA)



textured white powdercoat

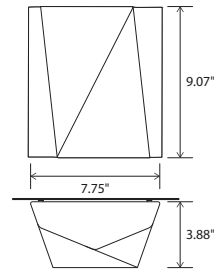


antique bronze



marine grade brushed stainless steel

Calx Outdoor
sconce



Dimensions: 9.07" x 7.75" x 3.88"
 Product weight: 2 lb
 Light source: integrated LED
 Light output: see options below
 Light color options: 2700 K, 3000K, 3500 K, or 4000 K
 Color accuracy: 90+ CRI
 Power usage: 13 W
 Dimmable (see options below)
 UL listed for wet locations, suitable for use indoor and outdoors
 Antique bronze finishes will vary
 Antique bronze is a living finish and will change over time depending on environmental conditions
 Custom backlit address or room numbers available
 Specifications subject to change
 J-box centered behind fixture



MATERIAL & FINISH OPTIONS

		Calx Outdoor Sconce part # 03-244	-
Shade Material			
marine grade brushed stainless steel (CM-102)	S		
antique bronze (CM-103)	R		
textured black powdercoat (CM-099)	K		
textured white powdercoat (CM-100)	Y		
matte grey powdercoat (CM-101)	G		
Lamping			
2700 K LED		27	
3000 K LED		30	
3500 K LED		35	
4000 K LED		40	

Light Distribution and Driver Options

Uplight & Downlight		
120-277 V AC input voltage		
Standard output - 1130 Lumens (source)		
120 V input: TRIAC, ELV & 0-10 V dimmable	P1	
240 & 277 V input: only 0-10 V dimmable		
Reduced output - 540 Lumens (source)		
Nondimmable	PR	
Downlight Only - Dark Sky Compliant		
120-277 V AC input voltage		
Standard output - 1130 Lumens (source)		
120 V input: TRIAC, ELV & 0-10 V dimmable	D1	
240 & 277 V input: only 0-10 V dimmable		
Reduced output - 540 Lumens (source)		
Nondimmable	DR	

2700 K & 3000 K downlight only options are dark sky compliant




marine grade brushed stainless steel (CM-102)



antique bronze (CM-103)




textured black powdercoat (CM-099)



textured white powdercoat (CM-100)



matte grey powdercoat (CM-101)

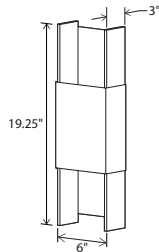


Cerno's Calx Outdoor sconce is an existing design that we modified to withstand the elements. The materials and components were meticulously designed and engineered to comply and pass UL's wet location requirements.

Nick Sheridan
Designer

- Ansa Outdoor (Matte Grey Powdercoat): \$1,080 (Exc. IVA)**
- Ansa Outdoor (Textured Black Powdercoat): \$1,080 (Exc. IVA)**
- Ansa Outdoor (Antique Bronze): \$1,362 (Exc. IVA)**
- Ansa Outdoor (Marine Grade Brushed Stainless Steel): \$1,080 (Exc. IVA)**
- Ansa Outdoor (Textured White Powdercoat): \$1,080 (Exc. IVA)**

Ansa Outdoor
sconce



Dimensions: 19.25" x 6" x 3"

Product weight: 5 lb

Light source: integrated LED

Light output: see options below

Light color options: 2700 K, 3000K, 3500 K, or 4000 K

Color accuracy: 90+ CRI

Power usage: 13 W

Dimmable (see options below)

UL listed for wet locations, suitable for use indoor and outdoors

Antique bronze finishes will vary

Antique bronze is a living finish and will change over time

depending on environmental conditions

Custom backlit address or room numbers available

Specifications subject to change

J-box centered behind fixture



marine grade brushed stainless steel (CM-102)



antique bronze (CM-103)



textured black powdercoat (CM-099)



textured white powdercoat (CM-100)



matte grey powdercoat (CM-101)

MATERIAL & FINISH OPTIONS

Ansa Outdoor part # 03-243-

Shade Material

- marine grade brushed stainless steel (CM-102) S
- antique bronze (CM-103) R
- textured black powdercoat (CM-099) K
- textured white powdercoat (CM-100) Y
- matte grey powdercoat (CM-101) G

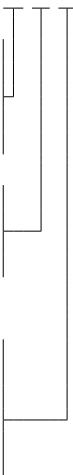
Lamping

- 2700 K LED 27
- 3000 K LED 30
- 3500 K LED 35
- 4000 K LED 40

Light Distribution and Driver Options

Uplight & Downlight

- 120-277 V AC input voltage
- Standard output - 1130 Lumens (source) P1
- 120 V input: TRIAC, ELV & 0-10 V dimmable
- 240 & 277 V input: only 0-10 V dimmable
- Reduced output - 540 Lumens (source) PR
- Nondimmable



antique bronze



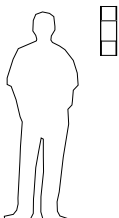
matte grey powdercoat



white powdercoat

Cerno's Ansa Outdoor sconce is an existing design that we modified to withstand the elements. The materials and components were meticulously designed and engineered to comply and pass UL's wet location requirements.

Nick Sheridan
Designer



Acuo Outdoor (Matte Grey Powdercoat): \$1,094 (Exc. IVA)
Acuo Outdoor (Textured Black Powdercoat): \$1,094 (Exc. IVA)
Acuo Outdoor (Textured White Powdercoat): \$1,094 (Exc. IVA)



Powdercoat Black

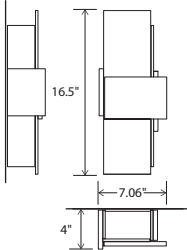


matte grey powdercoat



powdercoat white

Acuo Outdoor
sconce



Dimensions: 16.5" x 7.06" x 4"
 Product weight: 6 lb
 Light source: integrated LED
 Light output: see options below
 Light color options: 2700 K, 3000K, 3500 K, or 4000 K
 Color accuracy: 90+ CRI
 Power usage: 13 W
 Dimmable (see options below)
 UL listed for wet locations, suitable for use indoor and outdoors
 Specifications subject to change
 J-box centered behind fixture



textured black powdercoat (CM-099)



textured white powdercoat (CM-100)



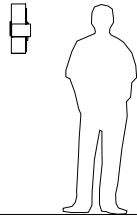
matte grey powdercoat (CM-101)

MATERIAL & FINISH OPTIONS

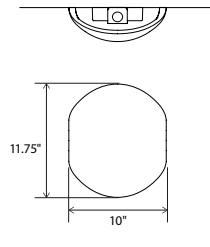
	Acuo Outdoor part # 03-241-	-	
<i>Shade Material</i>			
textured black powdercoat (CM-099)	K		
textured white powdercoat (CM-100)	Y		
matte grey powdercoat (CM-101)	G		
<i>Lamping</i>			
2700 K LED	27		
3000 K LED	30		
3500 K LED	35		
4000 K LED	40		
<i>Light Distribution and Driver Options</i>			
<i>Uplight & Downlight</i>			
120-277 V AC input voltage			
Standard output - 1130 Lumens (source)			
120 V input: TRIAC, ELV & 0-10 V dimmable	P1		
240 & 277 V input: only 0-10 V dimmable			
Reduced output - 540 Lumens (source)	PR		
Nondimmable			
<i>Includes</i>			
frosted polymer (CM-024)			

Cerno's Acuo Outdoor sconce is an existing design that we modified to withstand the elements. The materials and components were meticulously designed and engineered to comply and pass UL's wet location requirements.

Nick Sheridan
Designer



Creo
outdoor sconce



Dimensions: 11.75" x 10" x 3.5"

Product weight: 6 lb

Light source: integrated LED

Light output: see options below

Light color options: 2700 K, 3000 K, 3500 K, or 4000 K

Color accuracy: 90+ CRI

Power usage: 14 W

Dimmable (see options below)

UL listed for wet locations, suitable for use indoor and outdoors

Specifications subject to change



MATERIAL & FINISH OPTIONS

Creo part # 03-245-

Shade Finish

Natural Terracotta (CM-125)

Lamping*

2700 K LED

3000 K LED

3500 K LED

4000 K LED

Light Distribution and Driver Options

Uplight & Downlight

120-277 V AC input voltage

Standard output - 1130 Lumens (source)

120 V input - TRIAC, ELV & 0-10 V dimmable

240 & 277 V input - only 0-10 V dimmable

Reduced output - 540 Lumens (source)

Nondimmable

Downlight Only

120-277 V AC input voltage

Standard output - 1130 Lumens (source)


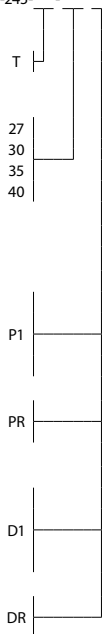
120 V input - TRIAC, ELV & 0-10 V dimmable

240 & 277 V input - only 0-10 V dimmable

Reduced output - 540 Lumens (source)

Nondimmable

J-box centered behind fixture




natural terracotta



natural terracotta

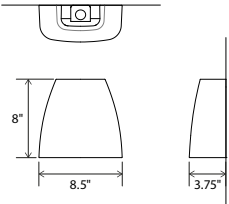
The Creo's ceramic shade is hand-crafted in Laguna Beach by ceramic artists Scott and Naomi Schoenherr for Cerno. The terracotta is unglazed, accentuating the clay's natural red earth coloring. The modern form works well in clean minimalist outdoor and indoor environments as well as in more transitional spaces. Inspired by nature and designed to handle the elements.



Dea Outdoor: \$1,224 (Exc. IVA)



Dea
outdoor sconce



Dimensions: 8" x 8.5" x 3.75"
 Product weight: 5 lb
 Light source: integrated LED
 Light output: see options below
 Light color options: 2700 K, 3000 K, 3500 K, or 4000 K
 Color accuracy: 90+ CRI
 Power usage: 14 W
 Dimmable (see options below)
 UL listed for wet locations, suitable for use indoor and outdoors
 Specifications subject to change



MATERIAL & FINISH OPTIONS

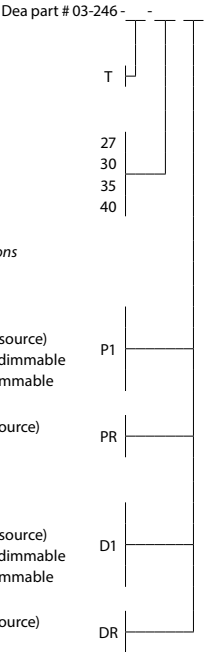


natural terracota



natural terracota

The Dea's ceramic shade is hand-crafted in Laguna Beach by ceramic artists Scott and Naomi Schoenherr for Cerno. The terracotta is unglazed, accentuating the clay's natural red earth coloring. The modern form works well in clean minimalist outdoor and indoor environments as well as in more transitional spaces. Inspired by nature and designed to handle the elements.



Shade Finish
 natural terracotta (CM-125)

Lamping*
 2700 K LED
 3000 K LED
 3500 K LED
 4000 K LED

Light Distribution and Driver Options

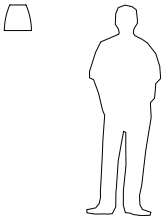
Uplight & Downlight
 120-277 V AC input voltage
 Standard output - 1130 Lumens (source)
 120 V input - TRIAC, ELV & 0-10 V dimmable
 240 & 277 V input - only 0-10 V dimmable

Reduced output - 540 Lumens (source)
 Nondimmable

Downlight Only
 120-277 V AC input voltage
 Standard output - 1130 Lumens (source)
 120 V input - TRIAC, ELV & 0-10 V dimmable
 240 & 277 V input - only 0-10 V dimmable

Reduced output - 540 Lumens (source)
 Nondimmable

J-box centered behind fixture





Vanity Lighting



Allavo

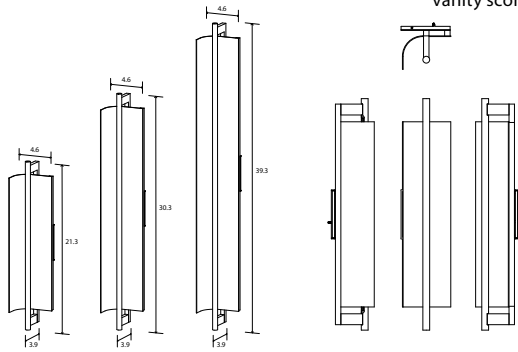


Merus

- Allavo 22 (Textured Black Exterior with Textured White Reflector, Dark Stained Walnut / White Washed Oak/ Walnut): \$784 (Exc. IVA)
- Allavo 22 (Textured White Exterior with Textured White Reflector, Dark Stained Walnut / White Washed Oak/ Walnut): \$860 (Exc. IVA)
- Allavo 31 (Textured Black Exterior with Textured White Reflector, Dark Stained Walnut / White Washed Oak/ Walnut): \$942 (Exc. IVA)
- Allavo 31 (Textured White Exterior with Textured White Reflector, Dark Stained Walnut / White Washed Oak/ Walnut): \$1,018 (Exc. IVA)
- Allavo 40 (Textured Black Exterior with Textured White Reflector, Dark Stained Walnut / White Washed Oak/ Walnut): \$1,094 (Exc. IVA)
- Allavo 40 (Textured White Exterior with Textured White Reflector, Dark Stained Walnut / White Washed Oak/ Walnut): \$1,176 (Exc. IVA)

Allavo

vanity sconce



Allavo 22 dimensions: 21.3" x 4.6" x 3.9"
 Allavo 31 dimensions: 30.3" x 4.6" x 3.9"
 Allavo 40 dimensions: 39.3" x 4.6" x 3.9"

Allavo 22/31 weight: 2 lb

Allavo 40 weight: 3 lb

Light source: integrated LED

Allavo 22 light output: 780 Lumens (source)

Allavo 31 light output: 1170 Lumens (source)

Allavo 40 light output: 1560 Lumens (source)

Light color options: 2700 K, 3000K, 3500 K, or 4000 K

Color accuracy: 90+ CRI

Allavo 22 power usage: 11 W

Allavo 31 power usage: 16 W

Allavo 40 power usage: 21 W

Dimmable (see options below)

Specifications subject to change

Driver location: must be housed in J-box

Allavo 22 driver dimensions: 2.63" x 1.25" x 0.8", included

Allavo 31 driver dimensions: 3.0" x 1.0" x 1.5", included

Allavo 40 driver dimensions: 2.82" x 2.5" x 1.2", included

The Allavo can be oriented as a vertical sconce or horizontal sconce. When oriented vertically, a right or left orientation can be achieved by flipping the fixture vertically.



walnut (CM-001)



dark stain walnut (CM-002)



white washed oak (CM-095)



matte black (CM-085) exterior with matte white reflector



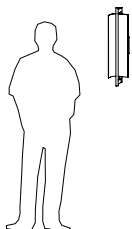
matte white (CM-107) exterior with matte white reflector

MATERIAL & FINISH OPTIONS



Allavo part # 03-250-

Size	22	31	40	A	-
22"					
31"					
40"					
Metal Finish					
matte black (CM-085) exterior with matte white reflector				B	
matte white (CM-107) exterior with matte white reflector				Y	
Wood Finish					
walnut (CM-001)				W	
dark stained walnut (CM-002)				D	
white washed oak (CM-095)				O	
Lamping					
2700 K LED				27	
3000 K LED				30	
3500 K LED				35	
4000 K LED				40	
Driver					
120 V AC input voltage				P1	
TRIAC, ELV & 0-10 V dimming					
277 V AC input voltage				P2	
TRIAC, ELV & 0-10 V dimming					
Includes					
brushed aluminum (CM-006)					



matte white, walnut



matte white



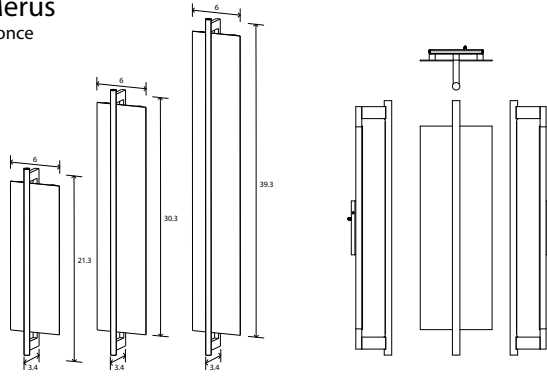
Cerno's product development team prioritized the utility of the Allavo vanity, while not ignoring the importance of the aesthetic. Drawing from our experience with product photography, we knew that a large diffuse light source was the key to achieving our goal. The novel design uses indirect lighting that bounces off a curved metal surface. Cerno's signature use of wood is integrated seamlessly into a design we believe harmonizes usefulness and beauty.

Merus 22: \$784 (Exc. IVA)
Merus 31: \$942 (Exc. IVA)
Merus 40: \$1,094 (Exc. IVA)

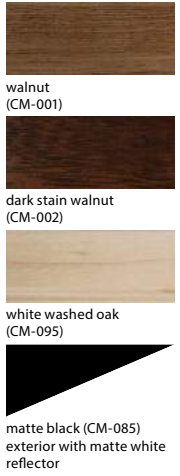


matte white, white washed oak

Merus
sconce



Merus 22 dimensions: 21.3" x 6" x 3.4"
 Merus 31 dimensions: 30.3" x 6" x 3.4"
 Merus 40 dimensions: 39.3" x 6" x 3.4"
 Merus 22/31 weight: 2 lb
 Merus 40 weight: 3 lb
 Light source: integrated LED
 Merus 22 light output: 780 Lumens (source)
 Merus 31 light output: 1170 Lumens (source)
 Merus 40 light output: 1560 Lumens (source)
 Light color options: 2700 K, 3000 K, 3500 K, or 4000 K
 Color accuracy: 90+ CRI
 Merus 22 power usage: 11 W
 Merus 31 power usage: 16 W
 Merus 40 power usage: 21 W
 Dimmable (see options below)
 Specifications subject to change
 Driver location: must be housed in J-box
 Merus 22 driver dimensions: 2.63" x 1.25" x 0.8", included
 Merus 31 driver dimensions: 3.0" x 1.0" x 1.5", included
 Merus 40 driver dimensions: 2.82" x 2.5" x 1.2", included
 The Merus can be oriented as a vertical sconce or horizontal sconce. When oriented vertically, a right or left orientation can be achieved by flipping the fixture vertically.



MATERIAL & FINISH OPTIONS

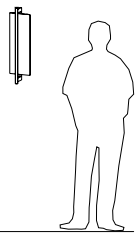


walnut



Merus is a quintessential Cerno design. Clean, modern lines paired with a novel indirect light source compose a form that balances beauty and usefulness. Our team used Cerno's signature material palette of wood and metal.

	Merus part # 03-251-	B	A -
Size			
22"	22		
31"	31		
40"	40		
Wood Finish			
walnut (CM-001)	W		
dark stained walnut (CM-002)	D		
white washed oak (CM-095)	O		
Lamping			
2700 K LED	27		
3000 K LED	30		
3500 K LED	35		
4000 K LED	40		
Driver			
120 V AC input voltage	P1		
TRIAC, ELV & 0-10 V dimming			
277 V AC input voltage	P2		
TRIAC, ELV & 0-10 V dimming			
Includes			
matte black (CM-085) exterior with matte white reflector			
brushed aluminum (CM-006)			





Sconces



Talea



Talea



Tersus



Sedo



Via



Calx Sconce



Ansa



Ansa



Penna



Vesper



Fortis



Claudo Sconce



Acuo



Acuo



Libri



Levo



Capio family



Oris



Talea, white linen shade, dark stained walnut body, brushed aluminum,

Talea (Brushed Aluminum, Dark Stained Walnut/Walnut, Black Amaretto/White Linen/Burlap): \$1,664 (Exc. IVA)
Talea (Textured Black Powdercoat, Dark Stained Walnut/Walnut, Black Amaretto/White Linen/Burlap): \$1,767 (Exc. IVA)



Talea, burlap shade, walnut body, textured black powdercoat



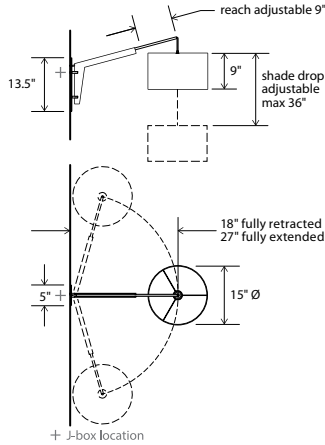
white linen shade, dark stained walnut, brushed aluminum



black amaretto shade, dark stained walnut, textured black powdercoat



Talea
articulate wall sconce



Dimensions: 18.38" x 5" x 34.75", 15" Ø shade
 Materials: solid wood, metal
 Product weight: 5 lb
 Light source: medium base E26 socket
 Lamping: E26 base, type A lamp, 60 W max
 Bulb not included
 Input voltage: 250 V AC max
 Clear SVT-3 cord included
 Top and bottom diffusers included (CM-051)
 Wood grain will vary
 Specifications subject to change
 Patent No. : US D846,180 S



SWING ARM LENGTH
 Arm length (from the wall to center of shade) can be adjusted between 18" and 27"

DROP LENGTH
 Max drop length from tip of extended arm to top of shade is 36"

SWING ARM ROTATION
 Adjustable resistance in pivot hinge

MATERIAL & FINISH OPTIONS

- Talea part # 03-210-
- Metal Finish**
 - brushed aluminum (CM-006) A
 - textured black powdercoat (CM-049) B
 - Wood Body**
 - walnut (CM-001) W
 - dark stained walnut (CM-002) D
 - Fabric Shade**
 - burlap (CM-017) N
 - white linen (CM-016) L
 - black amaretto (CM-018) A

Includes
 frosted polymer diffuser(CM-051)

For additional products that utilize the swing arm bracket, please see our Motus Swing Arm Bracket on page 78



brushed aluminum (CM-006)



textured black (CM-049)



walnut (CM-001)



dark stained walnut (CM-002)



burlap (CM-017)



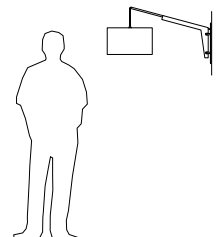
white linen (CM-016)



black amaretto (CM-018)

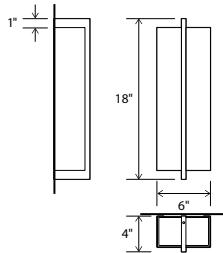
The adaptive and interactive features of the Talea introduced exciting challenges to the design process. I believe we found a balance that allows this fixture to thrive in a range of spaces and different applications. I am really pleased with how the design language turned out, specifically how the expressive hinge suggests its ability to swing, and how the wood to metal arm detailing suggests the arm can telescope. It's a beautiful mixture of utility and elegance.

Nick Sheridan
 Designer



Via: \$482 (Exc. IVA)

Via
sconce or ceiling flush mount



Dimensions: 18" x 6" x 4"
Materials: solid wood, polymer
Product weight: 2 lb

Integral LED Specifications

Light output: 500 Lumens (source)
Light color*: 2700 K or 3500 K
Color accuracy: 90+ CRI
Power usage: 7 W
Dimmable (see driver below)
Input voltage: 24 V DC (driver included)
Driver location: must be housed in J-box
Driver dimensions: 3" x 1.5" x 1"
Mounting: ceiling or wall

Candelabra Base Specifications

Lamping: 2x candelabra E12 base sockets,
10 W max each (bulbs not included)
Select bulbs can achieve over 500 lumens each
Input voltage: 120 V AC max
Mounting: wall only



walnut
(CM-001)



dark stained walnut
(CM-002)



Via, walnut, candelabra E12 socket

MATERIAL & FINISH OPTIONS

Via part # 03-190-

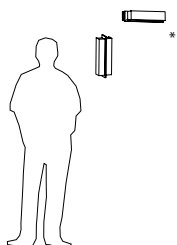
<i>Wood Body</i>	
walnut (CM-001)	W
dark stained walnut (CM-002)	D
<i>Lamping*</i>	
2700 K LED	27
3500 K LED	35
Candelabra E12 socket	CB
<i>Driver (LED version only)</i>	
120 V AC input voltage	P1
TRIAC, ELV & 0-10V dimming	
277 V AC input voltage	P2
TRIAC, ELV & 0-10V dimming	



Via, walnut, LED



Via ceiling flushmount, walnut, LED



* LED version only

Includes
frosted polymer (CM-051)
Inquire about other input voltages
Emergency backup option available upon request
*Available in 3000K, 4000K and other color temperatures upon request

The Via has an understated geometry with sophisticated detailing and proportion. The substantial glowing volume of the Via is punctuated by a thin plane of rich American walnut striking a balance and harmony.

Nick Sheridan
Designer

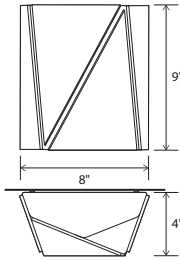
Via: \$860 (Exc. IVA)



Calx, walnut, brushed brass



Calx
sconce



Dimensions: 8" x 9" x 4"
 Materials: wood, metal
 Product weight: 2 lb
 Light source: integrated LED
 Light output: 1130 Lumens (source)
 Light color*: 2700 K or 3500 K
 Color accuracy: 90+ CRI
 Power usage: 13 W
 Dimmable (see driver below)
 Wood grain will vary
 Specifications subject to change



MATERIAL & FINISH OPTIONS

Calx sconce part # 03-138-


Metal Finish
 brushed aluminum (CM-012) A
 brushed rose gold (CM-046) G
 brushed brass (CM-047) R

Wood Finish
 walnut (CM-055) W
 dark stained walnut (CM-056) D

Lamping*
 2700 K LED 27
 3500 K LED 35

Driver
 AC Input Voltage Range:
 120-277 V
 120 V input: TRIAC, ELV & 0-10 V dimmable
 240 & 277 V input: only 0-10 V dimmable
 P1

Calx pendants also available. [Click here.](#)
 *Available in 3000K, 4000K and other color temperatures upon request



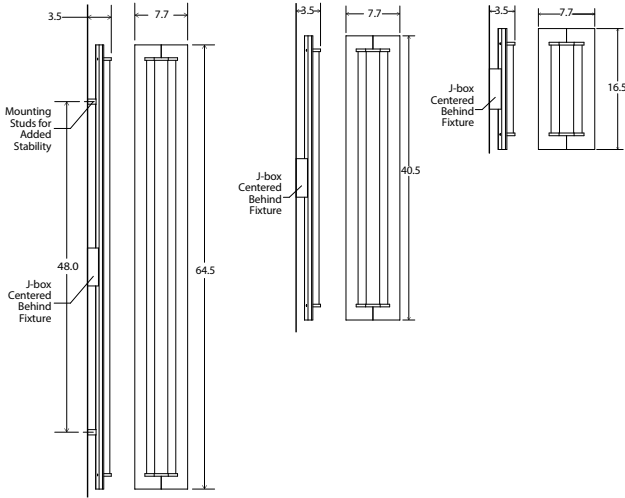
Inspired by the Calx pendant, the materials and method inform the design greatly. While the Calx sconce is clean and simple, it also offers a beautiful texture and subtle complexity to a wall.

Nick Sheridan
 Designer



Penna 16: \$1,128 (Exc. IVA)
Penna 40: \$1,692 (Exc. IVA)
Penna 64: \$2,517 (Exc. IVA)

Penna 16 / Penna 40 / Penna 64
 sconce



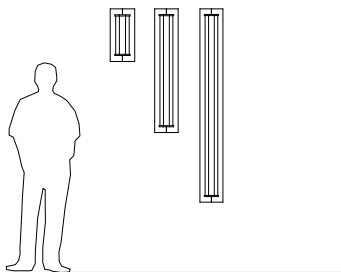

Penna 16 dimensions: 16.5" x 7.7" x 3.5"
 Penna 40 dimensions: 40.5" x 7.7" x 3.5"
 Penna 64 dimensions: 64.5" x 7.7" x 3.5"
 Penna 16 weight: 4 lb
 Penna 40 weight: 6 lb
 Penna 64 weight: 9 lb
 Light source: integrated LED
 Penna 16 light output: 510 Lumens (source)
 Penna 40 light output: 1530 Lumens (source)
 Penna 64 light output: 2550 Lumens (source)
 Light color*: 2700 K or 3500 K
 Color accuracy: 90+ CRI
 Penna 16 power usage: 7 W
 Penna 40 power usage: 21 W
 Penna 64 power usage: 35 W
 Dimmable (see driver below)
 Wood grain will vary
 Specifications subject to change

MATERIAL & FINISH OPTIONS

Penna sconce part # 03-220-

	B	-
Penna 16	16	
Penna 40	40	
Penna 64	64	
Metal Finish		
brushed brass (CM-008)	R	
distressed brass (CM-009)	D	
Wood Body		
walnut (CM-001)	W	
dark stained walnut (CM-002)	D	
Lamping*		
2700 K LED	27	
3500 K LED	35	
Driver		
120 V AC input voltage	P1	
TRIAC, ELV & 0-10 V dimming		
277 V AC input voltage	P2	
TRIAC, ELV & 0-10 V dimming		

Includes
 frosted polymer (CM-057)
 *Available in 3000K, 4000K and other
 color temperatures upon request



Penna 16 walnut / Penna 40 dark stained walnut 40 / Penna 64 walnut



On our Cerno journey, we continue to evolve as designers and craftsmen. The Penna is a celebration of us drawing and reflecting on our last ten years. This design is an embodiment of all the lessons that we have learned from designing and building thousands of lights. This fixture balances utility and sophisticated beauty well. The walnut, brass, and leather work in concert to compose a modern form with materials that have been used for thousands of years.

Nick Sheridan
 Designer

Vesper: \$667 (Exc. IVA)



Vesper, walnut

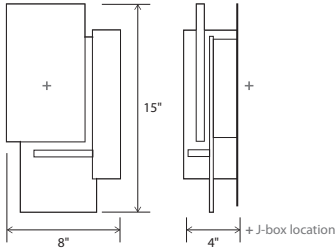


ADA compliant hotel room signage with tactile numbering and corresponding braille.



Vesper, walnut

Vesper
sconce



Dimensions: 15" x 8" x 4"
 Materials: solid wood, polymer, aluminum
 Product weight: 4 lbs
 Light source: integrated LED
 Light output: 1130 Lumens (source)
 Light color*: 2700 K or 3500 K
 Color accuracy: 90+ CRI
 LED power consumption: 13W
 Dimmable (see driver below)
 ADA compliant hotel room signage with tactile numbering and corresponding braille available
 Wood grain will vary
 Specifications subject to change

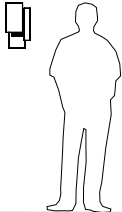


MATERIAL & FINISH OPTIONS

Vesper part # 03-132-		-
Wood Body		
walnut (CM-001)	W	
dark stained walnut (CM-002)	D	
Lamping*		
2700 K LED	27	
3500 K LED	35	
Driver		
AC Input Voltage Range:		
120-277 V		
120 V input: TRIAC, ELV & 0-10 V dimmable		
240 & 277 V input: only 0-10 V dimmable		
	P1	
Includes		
frosted polymer (CM-024)		
brushed aluminum (CM-006)		
*Available in 3000K, 4000K and other color temperatures upon request		

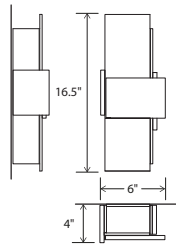
The Vesper is a very simple geometric sculpture composed of brushed aluminum, American black walnut, and white polymer. The light not only washes up and down the wall but also filters out through the composition, exhibiting the fixture's depth in three dimensions.

Nick Sheridan
Designer



Acuo: \$1,094 (Exc. IVA)

Acuo
sconce



walnut
(CM-001)



dark stained walnut
(CM-002)



brushed aluminum
(CM-006)

Dimensions: 16.5" x 6" x 4"
Materials: solid wood, polymer, aluminum
Product weight:
3 lb (CM-001/CM-002)
5 lb (CM-006)
Integrated LED Specifications
Light output: 1130 Lumens (source)
Light color*: 2700 K or 3500 K
Color accuracy: 90+ CRI
Power usage: 14 W
Dimmable (see driver below)

GU-24 Base Specifications
Lamping: 2x GU-24 base sockets, 18 W max each
Input voltage: 300 V AC max

ADA compliant hotel room signage with tactile numbering and corresponding braille available

Wood grain will vary
Specifications subject to change



MATERIAL & FINISH OPTIONS

Acuo part # 03-130-	-
<i>Body</i>	
walnut (CM-001)	W
dark stained walnut (CM-002)	D
brushed aluminum (CM-006)	A
<i>Lamping*</i>	
2700 K LED	27
3500 K LED	35
GU-24 base sockets	GU
<i>Driver (LED version only)</i>	
AC Input Voltage Range:	
120-277 V	
120 V input: TRIAC, ELV & 0-10 V dimmable	P1
240 & 277 V input: only 0-10 V dimmable	

Includes
frosted polymer (CM-024)
J-box centered behind wood/aluminum body
*Available in 3000K, 4000K and other color temperatures upon request



Acuo, walnut



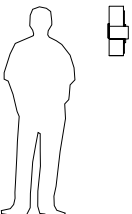
Acuo, walnut



Acuo, brushed aluminum

It's a 3 sided box, which has been carefully deconstructed to a sculptural state. The careful composition of overlap and void create interest and complexity to a very straightforward, well-functioning wall sconce. The tectonic disconnection in form allows you to witness the solid American black walnut's grain as it travels through each solid block.

Nick Sheridan
Designer



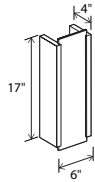
Emergency backup option available upon request, requires oversized J-box.



Capio S (Dark Stained Walnut): \$1,664 (Exc. IVA)
Capio S (Maple): \$585 (Exc. IVA)
Capio S (White Washed Oak): \$633 (Exc. IVA)
Capio S (Walnut): \$585 (Exc. IVA)

Capio L (Dark Stained Walnut): \$935 (Exc. IVA)
Capio L (Maple): \$880 (Exc. IVA)
Capio L (White Washed Oak): \$935 (Exc. IVA)
Capio L (Walnut): \$880 (Exc. IVA)

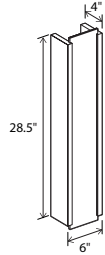
Capio S
sconce



Dimensions: 17" x 6" x 4"
 Materials: solid wood, polymer
 Product weight: 4 lb
 Light source: integrated LED
 Light output: 500 Lumens (source)
 Light color*: 2700 K or 3500 K
 Color accuracy: 90+ CRI
 Power usage: 7 W
 Dimmable (see driver below)
 Input voltage: 24 V DC (driver included)
 Driver location: must be housed in J-box
 Driver dimensions: 2.6" x 1.3" x 0.8" ADA
 compliant hotel room signage with tactile
 numbering and corresponding braille available
 Wood grain will vary
 Specifications subject to change



Capio L
sconce



Dimensions: 28.5" x 6" x 4"
 Materials: solid wood, polymer
 Product weight: 7 lb
 Light source: integrated LED
 Light output: 1000 Lumens (source)
 Light color*: 2700 K or 3500 K
 Color accuracy: 90+ CRI
 Power usage: 14 W
 Dimmable (see driver below)
 Input voltage: 24 V DC (driver included)
 Driver location: must be housed in J-box
 Driver dimensions: 3" x 1.5" x 1"
 ADA compliant hotel room signage with tactile
 numbering and corresponding braille available
 Wood grain will vary
 Specifications subject to change



MATERIAL & FINISH OPTIONS

Capio S part # 03-180-S

Wood Body	
walnut (CM-001)	W
dark stained walnut (CM-002)	D
maple (CM-005)	M
Lamping*	
2700 K LED	27
3500 K LED	35
Driver	
120 V AC input voltage	P1
TRIAC, ELV & 0-10 V dimming	
277 V AC input voltage	P2
TRIAC, ELV & 0-10 V dimming	
Includes	
frosted polymer (CM-024)	

MATERIAL & FINISH OPTIONS

Capio L part # 03-180-L

Wood Body	
walnut (CM-001)	W
dark stained walnut (CM-002)	D
maple (CM-005)	M
Lamping*	
2700 K LED	27
3500 K LED	35
Driver	
120 V AC input voltage	P1
TRIAC, ELV & 0-10 V dimming	
277 V AC input voltage	P2
TRIAC, ELV & 0-10 V dimming	
Includes	
frosted polymer (CM-024)	
*Available in 3000K, 4000K and other color temperatures upon request	



Capio S, Capio L, walnut



dark stained walnut (CM-002)



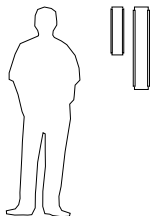
walnut (CM-001)



maple (CM-005)



Capio L, maple Capio L, walnut



The Capio is an exercise in restraint and efficiency consisting of just two solid wood sides that capture a single light diffusing lens. The clean and simple design allows for horizontal or vertical mounting as well as compelling compositions when used in multiples.

Nick Sheridan
Designer

Emergency backup option available upon request, requires oversized J-box.

Oris: \$1,204 (Exc. IVA)



Oris, walnut



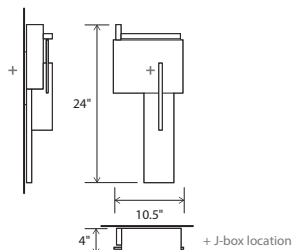
Oris, walnut



walnut (CM-001)

dark stained walnut (CM-002)

Oris
sconce



Dimensions: 24" x 10.5" x 4"
 Materials: solid wood, polymer, aluminum
 Product weight: 6 lbs
 Light source: integrated LED
 Light output: 1130 Lumens (source)
 Light color*: 2700 K or 3500 K
 Color accuracy: 90+ CRI
 LED power consumption: 13W
 Dimmable (see driver below)
 ADA compliant hotel room signage with tactile numbering and corresponding braille available
 Wood grain will vary
 Specifications subject to change



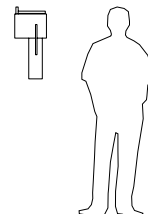
MATERIAL & FINISH OPTIONS

	Oris part # 03-140-	-
Metal Finish		
brushed aluminum (CM-006)	A	
Wood Body		
walnut (CM-001)	W	
dark stained walnut (CM-002)	D	
Lamping*		
2700 K LED	27	
3500 K LED	35	
Driver		
AC Input Voltage Range:		
120 V input: TRIAC, ELV & 0-10 V dimmable	P1	
240 & 277 V input: only 0-10 V dimmable		
Includes		
frosted polymer (CM-024)		
*Available in 3000K, 4000K and other color temperatures upon request		

The Oris has a strong and commanding presence with its highly architectonic form. The thick solid stock walnut and solid aluminum central fin give the Oris a feeling of permanence and integration into the surrounding architecture. The simple asymmetrical composition adds an understated complexity, as well as excellent illumination, to any wall.

Nick Sheridan
Designer

Emergency backup option available upon request, requires oversized J-box.





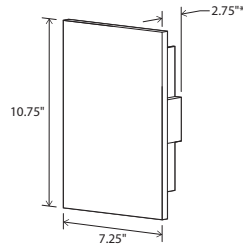


Tersus (Dark Stained Walnut/Maple/White Washed Oak/Walnut, Brushed Aluminum/Rose Gold/Brushed Brass): \$770 (Exc. IVA)

Tersus (Dark Stained Walnut/Maple/White Washed Oak/Walnut, Carrara Marble): \$860 (Exc. IVA)

Tersus (Maple/White Washed Oak/Walnut): \$585 (Exc. IVA)

Tersus
sconce



Dimensions: 10.75" x 7.25" x 2.75" (*3.13" marble)
 Materials: solid wood, polymer, metal option, stone option
 Product weight: 2 lb (5 lb marble)
 Light source: integrated LED
 Light output: 1130 Lumens (source)
 Light color*: 2700 K or 3500 K
 Color accuracy: 90+ CRI
 Power usage: 13 W
 Dimmable (see driver below)
 Wood grain and stone will vary
 Specifications subject to change



Tersus, walnut, carrara marble



Tersus, walnut, rose gold



Tersus, dark stained walnut

WOOD BODY AND OPTIONAL FACE MATERIALS



MATERIAL & FINISH OPTIONS

Tersus part # 03-136-

Wood Body
 walnut (CM-001) W
 dark stained walnut (CM-002) D
 maple (CM-005) M
 white washed oak (CM-095) O

Optional Face Material
 brushed aluminum (CM-012) A
 brushed rose gold (CM-046) G
 brushed brass (CM-047) R
 carrara marble (CM-078) C
 none (leave blank)

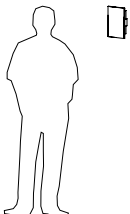
Lamping*
 2700 K LED 27
 3500 K LED 35

Driver
 AC Input Voltage Range:
 120-277 V
 120 V input: TRIAC, ELV & 0-10 V dimmable
 240 & 277 V input: only 0-10 V dimmable
 p1

Includes
 frosted polymer (CM-024)
 J-box centered behind fixture
 *Available in 3000K, 4000K and other color temperatures upon request

The Tersus is an example of the simplest form unlocking a myriad of design possibilities. The long reaching light pattern cast on the wall coupled with the numerous finishes and materials offered makes the Tersus well versed for all kinds of compositions and applications.

Nick Sheridan
Designer



Sedo (Dark Stained Walnut): \$1,210 (Exc. IVA)
Sedo (Walnut): \$1,128 (Exc. IVA)

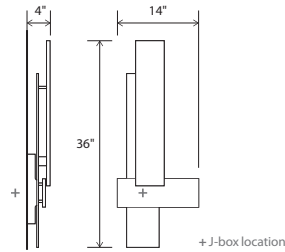


Sedo, walnut

The Sedo is composed of just three floating planes all kept parallel to the wall. This simple composition cloaks the light engine from view and filters the light as it is delivered far up and down the wall. It's this wall grazing and diffuser glow that gives the Sedo a strong architectural presence.

Nick Sheridan
 Designer

Sedo
 sconce



- Dimensions: 36" x 14" x 4"
- Materials: solid wood, polymer
- Product weight: 6 lbs
- Light source: integrated LED
- Light output: 1130 Lumens (source)
- Light color*: 2700 K or 3500 K
- Color accuracy: 90+ CRI
- Power usage: 13 W
- Dimmable (see driver below)
- ADA compliant hotel room signage with tactile numbering and corresponding braille available
- Wood grain will vary
- Specifications subject to change



walnut
 (CM-001)

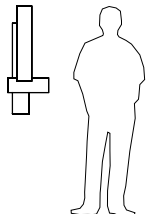


dark stained walnut
 (CM-002)

MATERIAL & FINISH OPTIONS

	Sedo part # 03-133-	-
Wood Body		
walnut (CM-001)	W	
dark stained walnut (CM-002)	D	
Lamping*		
2700 K LED	27	
3500 K LED	35	
Driver		
AC Input Voltage Range: 120-277 V		
120 V input: TRIAC, ELV & 0-10 V dimmable	P1	
240 & 277 V input: only 0-10 V dimmable		

Includes
 frosted polymer (CM-024)
 *Available in 3000K, 4000K and other color temperatures upon request



Emergency backup option available upon request, requires oversized J-box.



Ansa (Brushed Aluminum): \$592 (Exc. IVA)
Ansa (Distressed Brass): \$681 (Exc. IVA)
Ansa (Brushed Brass): \$681 (Exc. IVA)
Ansa (Oiled Bronze): \$681 (Exc. IVA)



Ansa, distressed brass

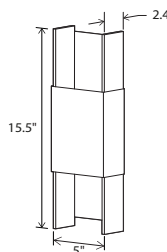


brushed aluminum brushed brass distressed brass oiled bronze

The Ansa is a simple form that has been detailed and executed without compromise. The robust metal collar broadly trains the light while the light diffusing blades closely attenuate the wash pattern on the wall, yielding a simple and sophisticated feel.

Nick Sheridan
 Designer

Ansa
 sconce



Dimensions: 15.5" x 5" x 2.4"
 Materials: metal, polymer
 Product weight: 3 lbs
 Light source: integrated LED
 Light output: 1130 Lumens (source)
 Light color*: 2700 K or 3500 K
 Color accuracy: 90+ CRI
 Power usage: 13 W
 Dimmable (see driver below)
 Specifications subject to change



MATERIAL & FINISH OPTIONS

Ansa part # 03-137 -		-
<i>Body</i>		
brushed aluminum (CM-006)	A	
brushed brass (CM-008)	R	
distressed brass (CM-009)	D	
oiled bronze (CM-010)	Z	
<i>Lamping*</i>		
2700 K LED	27	
3500 K LED	35	
AC Input Voltage Range:		
120-277 V		
120 V input: TRIAC, ELV & 0-10 V dimmable		
240 & 277 V input: only 0-10 V dimmable		
	P1	



brushed aluminum (CM-006)



brushed brass (CM-008)



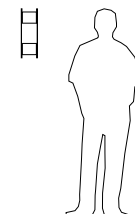
distressed brass (CM-009)



oiled bronze (CM-010)

Includes
 frosted polymer (CM-024)

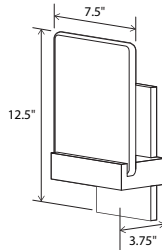
J-box centered behind fixture
 *Available in 3000K, 4000K and other color temperatures upon request



Fortis: \$1,630 (Exc. IVA)

in collaboration with
DESIRON FRANK CARFARO
 HAND CRAFTED AMERICAN FURNITURE

Fortis
 sconce



Dimensions: 12.5" x 7.5" x 3.75"
 Materials: solid wood, metal,
 artisan glass option, marble option
 Product weight: 10 lb
 Light source: integrated LED
 Light output: 565 Lumens (source)
 Light color*: 2700 K or 3500 K
 Color accuracy: 90+ CRI
 Power usage: 7 W
 Dimmable (see driver below)
 Wood grain, bubbles in glass, and stone will vary
 Specifications subject to change



brushed brass
 (CM-008)



distressed brass
 (CM-009)



oiled bronze
 (CM-010)



brushed aluminum
 (CM-006)



walnut
 (CM-001)



dark stained walnut
 (CM-002)



artisan bubble glass
 (CM-059)




carrara marble
 (CM-078)

MATERIAL & FINISH OPTIONS

Fortis part # 03-170-

Metal Finish				
brushed brass (CM-008)	R			
distressed brass (CM-009)	D			
oiled bronze (CM-010)	Z			
brushed aluminum (CM-006)	A			
Wood Finish				
walnut (CM-001)	W			
dark stained walnut (CM-002)	D			
Diffuser				
artisan bubble glass (CM-059)	B			
carrara marble (CM-078)	C			
Lamping*				
2700 K LED	27			
3500 K LED	35			
Driver				
120 V AC input voltage	P1			
TRIAC & ELV dimming				
277 V AC input voltage	P2			
0-10V dimming				

J-box centered behind metal plate
 *Available in 3000K, 4000K and other color
 temperatures upon request



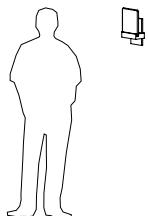
Fortis, dark stained walnut, carrara marble, oiled bronze



dark stained walnut, artisan glass, brushed brass



dark stained walnut, artisan glass, oiled bronze



The Fortis wall sconce is a great example of the collaborative design process. The initial concept from the New York based Desiron was refined over many iterations. We then worked with the local Southern California artisan glass company Siemon & Salazar to achieve a very specific bubbled glass lens that diffuses the light. It is a strong and sophisticated display of three elements: a piece of metal, a piece of wood, and a piece of glass all beautifully showcased in light.

Nick Sheridan
 Co-Designer

Claudo: \$874 (Exc. IVA)

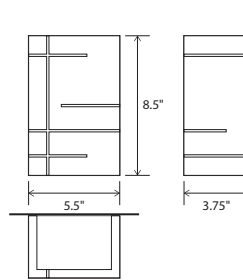


Claudo, walnut

The Claudio sconce showcases the beautiful natural walnut wood grain and sets it against the rigorous slits cut in each face as they wrap around the simple, clean shade form. A beautiful glow emanates from each slit, showing the striking rectilinear composition, in which all three sides are unique.

Nick Sheridan
Designer

Claudo
sconce



Dimensions: 8.5" x 5.5" x 3.75"
 Materials: solid wood, polymer
 Product weight: 4 lb
 Light source: integrated LED
 Light output: 1130 Lumens (source)
 Light color*: 2700 K or 3500 K
 Color accuracy: 90+ CRI
 Power usage: 13 W
 Dimmable (see driver below)
 Wood grain will vary
 Specifications subject to change



walnut
(CM-050)



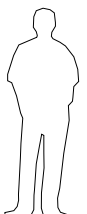
dark stained walnut
(CM-002)

MATERIAL & FINISH OPTIONS

Claudo sconce part # 03-150-		-
Wood Body		
walnut (CM-050)	W	
dark stained walnut (CM-002)	D	
Lamping*		
2700 K LED	27	
3500 K LED	35	
AC Input Voltage Range:		
120-277 V		
120 V input: TRIAC, ELV & 0-10 V dimmable		P1
240 & 277 V input: only 0-10 V dimmable		

Includes
frosted polymer (CM-024)

J-box centered behind fixture
 Also available in a pendant version
 *Available in 3000K, 4000K and other color temperatures upon request





Libri Bedside Sconce (Brushed Aluminum): \$475 (Exc. IVA)

Libri Bedside Sconce (White): \$544 (Exc. IVA)

Libri Mounting Kit (Brushed Aluminum): \$172 (Exc. IVA)

Libri Mounting Kit (Walnut): \$172 (Exc. IVA)

Libri Mounting Kit (White): \$227 (Exc. IVA)

Libri Mounting Kit, J-Box Backplate (Brushed Aluminum): \$172 (Exc. IVA)

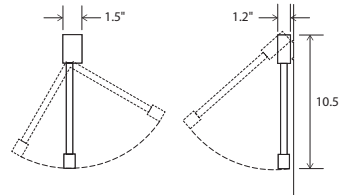
Libri Mounting Kit, J-Box Backplate (Walnut): \$172 (Exc. IVA)

Libri Mounting Kit, J-Box Backplate (White): \$227 (Exc. IVA)



Libri, right model

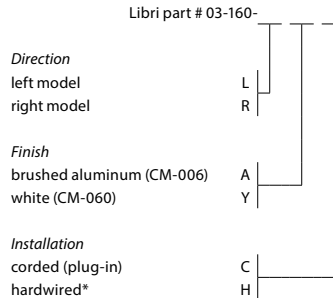
Libri
bedside sconce reading light



Dimensions: 10.5" x 1.5" x 1.2"
 Materials: aluminum, polymer, optional solid wood mounting
 Product weight: 1 lb
 Light source: integrated LED
 Light output: 160 Lumens (source)
 Light color: 2700 K
 Color accuracy: 90+ CRI
 Power usage: 2 W
 Automatic ON/OFF when arm is pulled away from wall
 Specifications subject to change

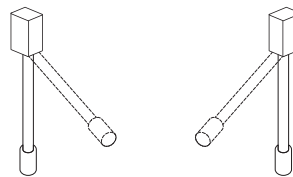


MATERIAL & FINISH OPTIONS



Alternate voltage / plug styles available
 J-box centered behind fixture

DIRECTION



INSTALLATION

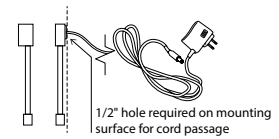
*Hardwired installation requires room in the J-box for the included external power adapter (2" x 1" x 1.25"). Typically mounting kit is used. See mounting options on this page

The Libri is about function and ease: an extremely articulate directional task light in a discrete and sturdy form that is very intuitive to use.

Nick Sheridan,
 Designer

MOUNTING OPTIONS

Mounting kits are sold separately from the Libri fixture.
 No Mounting kit is required if the Libri fixture is to be installed using the Direct Mount option.

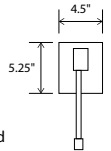


Direct Mount

Direct mount option is used when mounting directly to a headboard. There is no backplate and the cord must be fed through a hole in the headboard directly behind where the fixture is mounted and plugged into a wall outlet using the included AC adapter.

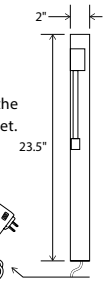
Libri Mounting Kit
sconce backplate

J-box Backplate: Mounting Kit (3)
 J-box backplate is typically used when mounting to a J-box. Hardwired installation requires room in the J-box for the included external power adapter (2" x 1" x 1.25").


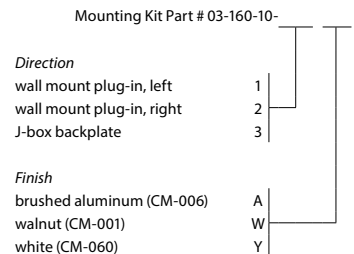


Wall Mount Plug-in Backplate: Mounting Kit (1, 2)


Wall mount plug-in backplate is used when mounting directly to the wall and plugging into a wall outlet. The wall mount is an elongated rectangle that allows the cord to exit discreetly below the fixture.



MOUNTING KIT OPTIONS



Left model, aluminum fixture, hardwired with walnut wall mount plug-in backplate mounting kit



Left model, aluminum fixture, hardwired with walnut J-box plug-in backplate mounting kit


Left model, aluminum fixture, hardwired with aluminum J-box plug-in backplate mounting kit



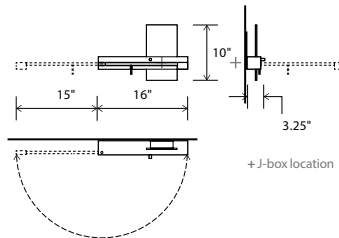
Levo: \$1,575 (Exc. IVA)



Levo, right model



Levo
bedside wall sconce/reading
lamp hybrid with USB charger



Dimensions: 10" x 16" x 3.25"
Materials: solid wood, aluminum, polymer
Product weight: 3 lb
Light source: 2x integrated LED
Static sconce light + swing arm
with rotating head light
Light output of static sconce source:
565 Lumens (source)
Light output of swing arm source:
160 Lumens (source)
Light color: 2700 K
Color accuracy: 90+ CRI
Power usage: 20 W total (10 W USB charger)
USB charge current: 2 A
Fully dimmable static sconce light with
Automatic ON/OFF swing arm light source
Swing arm light is not dimmable
Input voltage: 12 V DC (adapter included)
Hardwired and corded versions available
Hardwired model includes an external power
supply (2.75" x 1.63" x 1.13")
Requires space in J-box for included power adapter
Alternate voltage/plug styles available
Hardwired adapter input voltage: 120-277 V AC
Corded adapter input voltage: 120 V AC
Wood grain will vary
Specifications subject to change



MATERIAL & FINISH OPTIONS

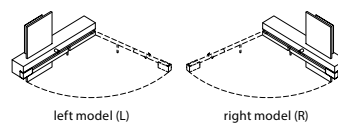
Levo part # 03-120-

Direction
left model
right model

Installation
hardwired
corded

Includes
solid walnut body (CM-001)
brushed aluminum (CM-006)
frosted polymer (CM-024)

Alternate voltage / plug styles available



Levo Shelf Option



Levo, right model with shelf option

The introduction of the optional shelf for the Levo increases the utility of this fixture without compromising any aspect of the design. The shelf provides a perfect place to rest your phone or tablet while charging it. It is important to note that shelf is purchased separately from the Levo and can be retrofitted on existing Levos.

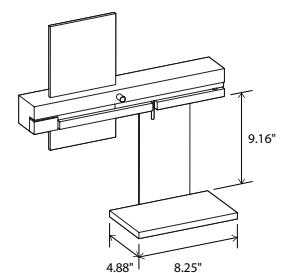
MATERIAL & FINISH OPTIONS

Levo Shelf part # 60-220- W

Direction
left model
right model



Includes
solid walnut shelf (CM-001)
brushed aluminum (CM-006)



left model with shelf option

The goal for the Levo was to create a bedside wall fixture with great task lighting articulation that was intuitive enough to be used without prior knowledge of the fixture: all the while making it slender, sexy, and very robust.

Nick Sheridan,
Designer





Table



Nauta



Forma



Adesse




ANNIE LEIBOVITZ A Photographer

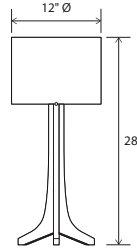
- Nauta (Brushed Aluminum, Dark Stained Walnut, Black Amaratto / White Linen): \$1,197 (Exc. IVA)
- Nauta (Brushed Aluminum, Dark Stained Walnut, Burlap): \$1,348 (Exc. IVA)
- Nauta (Brushed Aluminum, White Washed Oak, Black Amaretto/ White Linen): \$1,197 (Exc. IVA)
- Nauta (Brushed Aluminum, White Washed Oak , Burlap): \$1,348 (Exc. IVA)
- Nauta (Brushed Aluminum, Walnut, Black Amaretto/ White Linen): \$1,197 (Exc. IVA)
- Nauta (Brushed Aluminum, Walnut , Burlap): \$1,348 (Exc. IVA)
- Nauta (Brushed Aluminum, Dark Stained Walnut, Black Amaretto/ White Linen): \$1,197 (Exc. IVA)
- Nauta (Brushed Aluminum, Dark Stained Walnut , Burlap): \$1,348 (Exc. IVA)
- Nauta (Brushed Brass, White Washed Oak, Black Amaretto/ White Linen): \$1,197 (Exc. IVA)
- Nauta (Brushed Brass, White Washed Oak, Burlap): \$1,348 (Exc. IVA)
- Nauta (Brushed Brass, Walnut, Black Amaretto/ White Linen): \$1,197 (Exc. IVA)
- Nauta (Brushed Brass, Walnut, Burlap): \$1,348 (Exc. IVA)



walnut, brushed brass, burlap



Nauta Table
desk/table



Dimensions: 12" Ø, 28"
 Materials: solid wood, aluminum, fabric shade
 Product weight: 3 lb
 Light source: medium base E26 socket
 Lamping: E26 base, 60 W max
 Input voltage: 250 V AC max
 Includes 8' clear silver cord with white plug
 On/Off rocker switch on socket
 Wood grain will vary
 Specifications subject to change



Included dimmable LED A19 bulb
 Light output: 800 Lumens (source)
 Light color: 2700 K
 Color accuracy: 90+ CRI
 Power usage: 11 W

MATERIAL & FINISH OPTIONS

Nauta Table part # 02-160-

Metal Finish

- brushed aluminum (CM-006) A
- brushed brass (CM-120) R

Wood Body

- walnut (CM-001) W
- dark stained walnut (CM-002) D
- white washed oak (CM-095) O

Shade

- black amaretto (CM-018) A
- white linen (CM-016) L
- burlap (CM-017) N

in collaboration with
DESIRON FRANK CARFARO
 HAND CRAFTED AMERICAN FURNITURE



black amaretto
(CM-018)



white linen
(CM-016)



burlap
(CM-017)



walnut
(CM-001)



dark stained walnut
(CM-002)



white washed oak
(CM-095)



brushed brass
(CM-120)



brushed aluminum
(CM-006)

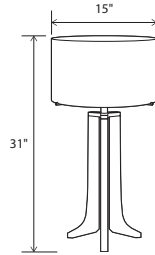
Efficiency and simplicity guided the design process for the Nauta table lamp. We designed the Forma several years ago with Frank Carfaro of Desiron, which profoundly influenced the Nauta's form. Our goal was to distill the Forma design without compromising it. The Nauta is clean, modern, and priced competitively.

Nick Sheridan
 Designer

*Ask for prices

in collaboration with
DESIRON FRANK CARFARO
HAND CRAFTED AMERICAN FURNITURE

Forma Table
desk/table



Dimensions: 15" Ø shade, 31"
Materials: solid wood, aluminum, fabric shade
Product weight: 10 lb
Light source: medium base E26 socket
Lamping: E26 base, type A lamp, 60 W max
Input voltage: 120 V AC max
Dimmable on fixture
Wood grain will vary
Specifications subject to change



Included dimmable LED A19 bulb
Light output: 800 Lumens (source)
Light color: 2700 K
Color accuracy: 90+ CRI
Power usage: 11 W

MATERIAL & FINISH OPTIONS

Forma Table part # 02-150-

Metal Finish

- brushed aluminum (CM-006) A
- black anodized aluminum (CM-007) B

Wood Body

- walnut (CM-001) W
- dark stained walnut (CM-002) D

Shade

- black amaretto (CM-018) A
- white linen (CM-016) L
- burlap (CM-017) N

Alternate voltage / plug styles available
Also available as a Floor Lamp



walnut (CM-001)



dark stained walnut (CM-002)



brushed aluminum (CM-006)



black anodized aluminum (CM-007)



black amaretto (CM-018)



white linen (CM-016)



burlap (CM-017)

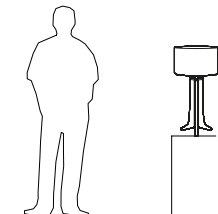


Forma Table, walnut, black anodized aluminum, white linen



Being our most traditional fixture, Frank Carfaro and I worked to design a piece that embraced both Cerno and Desiron's aesthetic, without deviating too much from either brand's design language. I am really pleased with the fluidity, posture and scale we achieved with the Forma table, and its likeness to the Forma floor lamp.

Nick Sheridan
Co-Designer

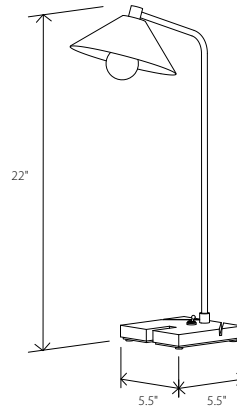


Adesse: \$594 (Exc. IVA)



Adesse, walnut, textured black, brass metal accents

Adesse desk/table



Dimensions: 11" x 7", 22"
 Product weight: 3 lb
 Light source: candelabra base E12 socket
 Lamping: E12 base, type G16.5 lamp, 7 W max
 Input voltage: 120 V AC max
 Includes 72" clear silver cord with white plug
 On/Off toggle switch on base
 Wood grain will vary
 Specifications subject to change



Included dimmable LED G16.5 bulb
 Light output: 350 Lumens (source)
 Light color: 2700 K
 Color accuracy: 90+ CRI
 Power usage: 5 W

MATERIAL & FINISH OPTIONS

Adesse part # 02-170-

Wood & Metal Finishes

walnut (CM-001) with textured black (CM-049)

white washed oak (CM-095) with textured white (CM-060)

Includes


brushed brass metal accents (CM-008)



walnut (CM-001)



white washed oak (CM-095)



Textured black (CM-049)



Textured white (CM-060)



brushed brass metal accents (CM-008)

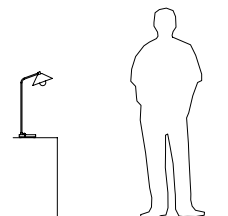


Adesse details



Adesse details

Cerno's Adesse desk/table lamp exemplifies purpose-driven analog design. The solid brass toggle is a nod to the past. The two slits can hold a charging cord and the large cutout is for your phone or tablet. The design is absent of technology yet able to accommodate it. The solid walnut base, black metal shade, and brass components celebrate Cerno's use of quality materials.





Artist: Roy Nachum



Guy Rose, Impressionist

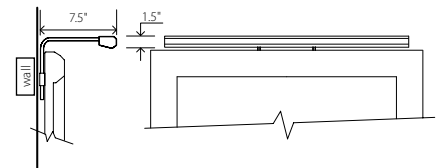


Wolfgang Bloch, Contemporary



Tom Lamb, Photograph (behind glass)

Revelite AL art light



The Revelite AL brings art to life. A challenge resolved by a slim luminaire that discreetly and evenly illuminates an artwork surface with beautiful color rendering accuracy.

CUSTOMIZED

Each AL is custom built and factory calibrated for an artwork's specific dimensions, distributing even illumination across the full width and height of the surface.

HIGH COLOR ACCURACY

To accurately reflect the artist's vision, the LED light source was designed to provide full color spectrum lighting with a color rendering index over 90 and an R9 value of 83.

ART SAFE

Revelite AL's LED technology provides a much safer alternative to legacy sources that emit excessive and damaging UV and heat.

LOW PROFILE

The minimal form virtually disappears against the frame or wall and pairs well with various styles of art, including contemporary, photographs behind glass and more traditional works.

Visit revelite.com for detailed specifications and options.

US Patent # 7,070,293 and 9,134,004.

Other US and International Patents Pending.

These lights revealed subtleties in paintings you just don't see with ordinary lights. I think we are seeing, truly for the first time, what the artist really wanted us to see.

Pat Trenton, Ph.D.

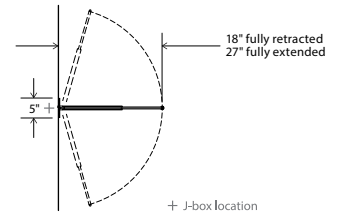
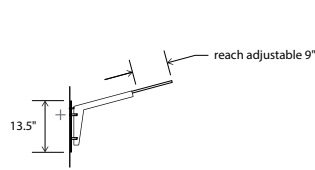
Art expert, curator and writer

Motus Swing Arm Bracket, Brushed Aluminum, Dark Stained Walnut/ Walnut: \$913 (Exc. IVA)
Motus Swing Arm Bracket, Textured Black Powdercoat, Dark Stained Walnut/ Walnut: \$1,001 (Exc. IVA)
Accessories



Motus Swing Arm Bracket, walnut, textured black powder

Motus Swing Arm Bracket
 accessory



Dimensions: 18.38" x 5" x 26.8"
 Materials: solid wood, metal
 Product weight: 3 lb
 Max suspension weight: 5 lb
 Swing arm length can be adjusted from 18" to 27"
 Max drop length from tip of extended arm to top of pendant is 36"
 Swing arm rotation has adjustable resistance in pivot hinge
 Wood grain will vary
 Specifications subject to change
 Patent No.: US D846,180 S



walnut (CM-001)



dark stained walnut (CM-002)



brushed aluminum (CM-006)



textured black powder coat (CM-049)

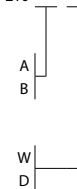


MATERIAL & FINISH OPTIONS

Motus Swing Arm Bracket part # 60-210-

Metal Finish
 brushed aluminum (CM-006)
 textured black powdercoat (CM-049)

Wood Body
 walnut (CM-001)
 dark stained walnut (CM-002)



Motus with Amicus 12



Motus with Plura 18



Motus with Calx 10



Motus with Claudio



Motus with Mica



Motus with Casia 18

How It Works: Build Your Own fixture

Pick one of the pendants shown above and pair it with the Motus Swing Arm Bracket for a unique and versatile light fixture. To order, you will need to select a SKU for the pendant that you choose and a SKU for the Motus Swing Arm Bracket. The SKU builder for the Motus Swing Arm Bracket is above, and the SKU builders for the pendants are located on their respective tear sheets.

Canopy Accessories



Multi-Point Round Canopy
 For 3 accent pendants

Dimensions: 12"Ø, 1.25" H

12in Round Canopy, Brushed Al: \$380 (Exc. IVA)
12in Round Canopy, Black Anodized: \$418 (Exc. IVA)



Multi-Point Linear Canopy
 For linear pendants or 2 or 3 accent pendants

Dimensions: 20.6" x 4", 1.3" H



Wood Canopy Cover

Fits over linear canopies except for Camur canopy (Camur wood canopy is on page 23)

Dimensions: 21" x 4.6", 1.75" H

Linear Canopy Wood Cover, 3 Holes: \$253 (Exc. IVA)

Finish and Material Options

METAL

WOOD

--	--	--	--	--	--

OUTDOOR

FABRIC SHADE

--	--	--	--

STONE

--

POLYMER

--	--	--

LEATHER

--	--	--

DESIGNED AND MADE IN CALIFORNIA



COFER & STUDIO  
EST. 1993

cerno[®]

COFER STUDIO - SALES@COFERSTUDIO.COM - TEL 624 192 3366

PRECIOS PÚBLICO - PRECIOS EN USD - PRECIOS MÁS IVA - TC. BANORTE COMPRA